

★
T.O. 31R2-4-183-4

TECHNICAL MANUAL

ILLUSTRATED PARTS BREAKDOWN

KWM-2A TRANSCEIVER
30L-1 RF LINEAR POWER AMPLIFIER
30S-1 RF LINEAR POWER AMPLIFIER
AND ACCESSORY EQUIPMENT

(COLLINS)

AF 30(635)25518

AF 30(635)28179

This Publication Replaces T.O. 31R2-4-183-4 Dated 1 June 1963

PUBLISHED UNDER AUTHORITY OF THE SECRETARY OF THE AIR FORCE

1 APRIL 1964

Reproduction for nonmilitary use of the information or illustrations contained in this publication is not permitted without specific approval of the issuing service. The policy for use of Classified Publications is established for the Air Force in AFR 205-1.

INSERT LATEST CHANGED PAGES. DESTROY SUPERSEDED PAGES.

LIST OF EFFECTIVE PAGES

NOTE: The portion of the text affected by the changes is indicated by a vertical line in the outer margins of the page.

TOTAL NUMBER OF PAGES IN THIS PUBLICATION IS 116 CONSISTING OF THE FOLLOWING:

<i>Page No.</i>	<i>Issue</i>
Title	Original
A	Original
i, ii	Original
1-1 thru 1-10	Original
2-1 thru 2-15	Original
2-16 Blank	Original
3-1 thru 3-6	Original
4-1 thru 4-80	Original

* The asterisk indicates pages changed, added, or deleted by the current change.

ADDITIONAL COPIES OF THIS PUBLICATION MAY BE OBTAINED AS FOLLOWS:

USAF ACTIVITIES.—In accordance with T.O. 00-5-2.

USAF

ALPHABETICAL INDEX

<u>Nomenclature</u>	<u>Figure</u>	<u>Page</u>
A		
Amplifier, Linear, R-F Type 30L-1	9	4-30
Amplifier, Power Type 30S-1	22	4-58
Amplifier Subassembly	12	4-35
B		
Board Assembly	25	4-70
C		
Cabinet Assembly	27	4-73
Cabinet Assembly (Sheet 1 of 3)	24	4-61
Cabinet Assembly (Sheet 2 of 3)	24	4-64
Cabinet Assembly (Sheet 3 of 3)	24	4-65
Cabinet Assembly, Lower.	26	4-71
Cabinet Assembly, Upper.	23	4-59
Cable Assembly	29	4-80
Chassis, Electrical Equipment	10	4-31
Chassis Assembly	18	4-48
Control, Station Type 312B-4	17	4-46
Coupler, Directional	15	4-43
F		
Frame, Mounting Type 351E-2 and 351E-4	19	4-49
K		
Kit, Crystal CPN-1	8	4-28
M		
Mount, Car Type 351D-2	20	4-51
O		
Oscillator, R-F Type 70K-2	5	4-23
P		
Panel Assembly, Front.	13	4-38
Power Supply	11	4-33
Power Supply Type MP-1	6	4-25
Power Supply Type PM-2	2	4-2
Printed Circuit Board	7	4-27
S		
Shelf Assembly	28	4-77
Shockmount Assembly Type 350D-3	16	4-45

ALPHABETICAL INDEX (Cont)

<u>Nomenclature</u>	<u>Figure</u>	<u>Page</u>
T		
Transceiver KWM-2A	3	4-5
Transceiver, Single Sideband, Portable KWM-2A and Accessory Equipment .	1	4-1
Transceiver Subassembly (Sheet 1 of 7).	4	4-6
Transceiver Subassembly (Sheet 2 of 7).	4	4-7
Transceiver Subassembly (Sheet 3 of 7).	4	4-11
Transceiver Subassembly (Sheet 4 of 7).	4	4-13
Transceiver Subassembly (Sheet 5 of 7).	4	4-16
Transceiver Subassembly (Sheet 6 of 7).	4	4-18
Transceiver Subassembly (Sheet 7 of 7).	4	4-20
Tuner, Antenna Type 180S-1	21	4-54
W		
Wattmeter, Directional Type 302C-3	14	4-41

SECTION I INTRODUCTION

1-1. GENERAL.

1-2. This Illustrated Parts Breakdown lists, illustrates, and describes assemblies, subassemblies, and detail parts for the KWM-2A Transceiver, 30L-1 RF Linear Power Amplifier, 30S-1 RF Linear Power Amplifier and Accessory Equipment (see figure 1) manufactured by Collins Radio Company.

1-3. The information presented in this Illustrated Parts Breakdown is used in conjunction with the technical manuals listed below:

PUBLICATION NUMBER	TECHNICAL MANUAL TYPE
T.O. 31R2-4-183-2	Service
T.O. 31R2-4-183-3	Circuit Diagrams
T.O. 31R2-4-183-WC-6	Preventive Maintenance Workcards
T.O. 31R2-4-183-9	Alignment

1-4. This Illustrated Parts Breakdown is divided into four sections as follows:

a. Section I, Introduction. This section contains the instructions needed to use correctly the information contained in sections II, III, and IV.

b. Section II, Numerical Index. This section is a complete alphabetical-numerical index of all parts listed in section IV and provides a cross reference to the figure and index number which illustrates and identifies each part.

c. Section III, Reference Designation Index. This section is a complete listing of all electronic parts by their reference designations, arranged in alphabetical-numerical order. The Reference Designation Index provides a cross reference to the part numbers and the figure and index numbers in sections II and IV.

d. Section IV, Group Assembly Parts List. All replaceable parts and assemblies required for maintenance are illustrated, listed, and identified in this section.

1-5. EXPLANATION OF SECTION II - NUMERICAL INDEX.

1-6. GENERAL. Section II, Numerical Index, is compiled in accordance with the numerical part number filing system described below:

a. Part number numerical arrangement starts in the left-hand position and continues from left to right, one position at a time, until all part numbers are arranged in sequence.

b. The order of precedence beginning on the extreme left-hand (first) position in part number numerical arrangement is as follows:

Letters A through Z
Numerals 0 through 9 (alphabetical
O's are considered as numerical zeros)

c. The order of precedence in continuing the part number arrangement in the second and succeeding positions of the part number from left to right is as follows:

Space (blank column)
Diagonal (slant)/
Point (period).
Dash (-)
Letters A through Z
Numerals 0 through 9 (alphabetical
O's are considered as numerical zeros)

1-7. MFR PART NUMBER COLUMN. In this column are listed part numbers, which are the same as drawing numbers, for procurable and nonprocurable parts and assemblies in the Group Assembly Parts List. Parts for which no part number is listed in section II (commercial items, parts which do not require part numbers, and parts for which the part number is not available at the time of Illustrated Parts Breakdown preparation) are listed by their identifying noun name.

1-8. FEDERAL STOCK NUMBER COLUMN. All Federal stock numbers available at the time of this Illustrated Parts Breakdown are listed in the FEDERAL STOCK NUMBER column. New assigned stock numbers will be added with each change or revision.

1-9. FIG. AND INDEX NO. COLUMN. In this column, the digits preceding the dash refer to the figure in the Illustrated Parts Breakdown on which the parts or assemblies are illustrated. The digits following the dash are the index numbers for procurable or nonprocurable parts or assemblies. For government

and contractor standard parts, the figure and index number shown in the Numerical Index is the figure and index for each occurrence of such parts in the Group Assembly Parts List.

1-10. QTY PER ART. COLUMN. In this column is listed the total quantity of parts or assemblies per unit of equipment. Where the total quantity of a part is not the same for the different units of equipment covered by this Illustrated Parts Breakdown, the largest quantity for any one unit is shown.

1-11. SMR (SOURCE MAINTENANCE AND RECOVERABILITY) CODE COLUMN.

1-12. SOURCE CODE DEFINITIONS - FOR NON-KITTED ITEMS.

a. Code P - Parts Under Inventory Stock Control.

- (1) Code P is applied to parts on which usage is anticipated or known. Code P parts may be requisitioned and installed by any maintenance level consistent with the Command's authorized scope of maintenance. Restricted service manufacture is considered practicable, but only after an attempt has been made to procure from Supply sources.
- (2) Code PD identifies parts which may be requisitioned and installed by Air Force activities authorized depot level maintenance only. Restricted service manufacture of PD coded parts is considered practicable but may be accomplished only after confirmation on nonavailability from Supply sources.
- (3) Code P1 identifies parts which may be requisitioned and installed by any maintenance level consistent with the Command's authorized scope of maintenance. The code applies to parts which are impractical to service manufacture.
- (4) Code P1D identifies parts which may be requisitioned and installed by Air Force activities authorized depot level maintenance only. This code applies to parts which are impractical to service manufacture.
- (5) Code P2 identifies insurance-type parts which can be installed by any Air Force activity consistent with the Command's authorized scope of maintenance. This code is applied to such parts as are basically structural and for which no usage is anticipated or known; require special tools, templates, and/or jigs; and are very difficult, impractical, or uneconomical to manufacture by Air Force activities. These items are not subject to periodic replacement or wear-out but may require infrequent replacement as a result of accidents or other unexpected occurrences. Delayed procurement items, as defined in AFLCM 400-1, are included under this code.

- (6) Code P2D identifies insurance-type parts which may be installed by Air Force activities which are authorized depot level maintenance only. This code is applied to parts as described under Code P2 and to delayed procurement items referenced in AFLCM 400-1.

b. Code M - Parts not Procured.

- (1) Code M is applied to parts which are within the capabilities of any activity to manufacture. Procurement is not justified in view of relatively low usage, or storage and installation factors of these parts. Needs are to be met by local manufacture only as required.
- (2) Code M1 is applied to parts which can be manufactured only by utilizing the capabilities of the depot. Procurement and stocking of these parts is not justified in view of their relatively low usage and installation factors. The needs of all activities are to be met through manufacture or by requisition from the nearest appropriate depot.

c. Code A - Assembly not Procured.

- (1) Code A is applied to assemblies made up of two or more parts, at least one of which is purchased and carries an individual part number and description, which may be assembled by any maintenance level.
- (2) Code A1 is applied to assemblies made up of two or more parts, at least one of which is purchased and carries an individual part number and description, which may be assembled only by activities having depot facilities.

d. Code X - Parts Considered Impracticable for Manufacture or Procurement.

- (1) Code X is applied to main structural members of similar parts, which, if required, would suggest extensive repair. The need of a part or parts coded X (wing spares, center section structure, etc) should normally result in a recommendation to retire the article from service.
- (2) Code X1 identifies parts applicable at any level of maintenance consistent with the Command's authorized scope of maintenance, and for which procurement of the next larger assembly so coded P1 is normally justified; for example, an integral detail part such as a welded segment inseparable from its assembly, a part machined in a matched set, or a part of an assembly which, if required, would suggest extensive reconditioning of each assembly. In some cases, X1 may be used to indicate an integral detail part of an assembly for which there is no anticipated usage and, as an

assembly, was coded M or M1 to be manufactured as a matched set, welded assembly, etc.

- (3) Code X1D identifies parts described under Code X1 but which are applicable to Air Force activities authorized depot level maintenance only.
- (4) Code X2 identifies parts applicable at any level of maintenance consistent with the Command's authorized scope of maintenance, usage of which is not anticipated, and which are impracticable for service manufacture. This type of item will not be stocked. Such parts shall be obtained from reclamation or requisitioned through normal Supply channels with supporting justification for one time procurement and immediate issue.
- (5) Code X2D identifies parts described under Code X2 but which are applicable to Air Force activities authorized depot level maintenance only. Repeated requests for such parts shall justify a change to Code P1D or P2D, as applicable, if considered economical and feasible to procure and stock such parts.

e. Code U - Parts not Procured, Manufactured, or Stocked. Code U is applied to installation drawings, diagrams, instruction sheets, field service drawing numbers, and parts not otherwise of Supply significance, including obsolete parts which cannot be procured or service manufactured.

1-13. SOURCE CODE DEFINITIONS - FOR KITTED ITEMS. This publication reflects the listing of parts kits. Such listings are intended to provide information concerning replacement parts usable at major overhaul and minor repair. Certain replacement parts are stocked only in kits. Standard parts and parts having multiapplication are stocked in their appropriate classes and may also be stocked in kits. Kit parts should not be ordered from separate stock to make up a kit.

a. Code C - Cure-Dated Components Kit. Code C is applied to kits containing replacements for parts, such as rubber gaskets, seals, and O rings, which are subject to deterioration due to aging or exposure to aromatic fuels. C Kit is available to maintenance activities authorized to replace expired cure-dated parts as necessary at overhaul, minor repair, or other times as required by pertinent directives. This kit may include noncure-dated gaskets, packings, etc, necessary for reassembly after technical order compliance or repair.

b. Code D - Major Overhaul Kit. Code D is applied to kits which are available only to maintenance activities authorized to perform depot or major overhaul. These kits do not contain cure-dated parts.

c. Code F - Minor or Field Repair Kit. Code F is applied to kits which are available to maintenance

activities authorized to perform minor or field repair, including overhaul activities in support of field activities.

d. Code KC - Component of C Kit. Code KC is applied to items which are components of a C Kit; also, stocked separately in the appropriate class if followed by the letter P.

e. Code KD - Component of D Kit. Code KD is applied to items which are components of a D Kit; also, stocked separately in the appropriate class if followed by the letter P.

f. Code KF - Component of F Kit. Code KF is applied to items which are components of an F Kit; also, stocked separately in the appropriate class if followed by the letter P.

g. Code KB - Component of Both F Kit and D Kit. Code KB is applied to items which are components of both an F Kit and a D Kit; also, stocked separately in the appropriate class if followed by the letter P.

1-14. EQUIP. SPARES LEVEL COLUMN. This column contains approved spare quantities on certain items as recommended by the contractor at the time of the provisioning conference.

1-15. EXPLANATION OF SECTION III - REFERENCE DESIGNATION INDEX.

1-16. GENERAL. The Reference Designation Index, section III, lists reference designation symbols which have been established for all electronic parts of the equipment covered.

1-17. REFERENCE DESIGNATION COLUMN. In this column are listed the assigned reference designation symbols, arranged in alphabetical-numerical sequence. The column contains all reference designation symbols shown on schematic diagrams and contained in the service technical manual pertaining to the equipment covered by the Illustrated Parts Breakdown.

1-18. FIG. AND INDEX NO. COLUMN. This column contains the Group Assembly Parts List figure and index numbers assigned to reference designation items.

1-19. FEDERAL STOCK NUMBER COLUMN. In this column are listed the class code or stock numbers, where assigned, for parts which have been assigned reference designation symbols. When the stock number of an item does not appear in the Illustrated Parts Breakdown, reference should be made to T.O. S-00-1, Master Numerical Index for Air Force.

1-20. MFR PART NUMBER COLUMN. In this column are listed the part numbers of those parts which have been assigned reference designation symbols.

1-21. EXPLANATION OF SECTION IV - GROUP ASSEMBLY PARTS LIST.

1-22. GENERAL. Section IV, Group Assembly Parts List, consists of a breakdown of the complete unit into subassemblies and detailed parts. Each assembly is listed in its order of disassembly and is followed immediately by its component parts properly indented below it, to show their relationship to the assembly. Attaching parts are listed immediately following the parts which they attach. Items which are made from raw stock, such as cut lengths of wire, solder, varnish, lacing cord, terminal lugs, and flexible tubing are not included in the Group Assembly Parts List.

1-23. FIG. AND INDEX NO. COLUMN. In this column, the digits preceding the hyphen refer to the figure. The digits following the hyphen are the index numbers assigned in sequence in the Group Assembly Parts List to correspond with the index numbers on the illustration.

1-24. MFR PART NUMBER COLUMN. In this column are listed either the Collins Radio Company part numbers, which are the same as drawing numbers, AN (Army-Navy) standard part numbers, or part numbers of vendors other than Collins Radio Company. If the part has an AN part number, this number is listed in the MFR PART NUMBER column. If a part is purchased from a vendor other than Collins Radio Company, the vendor's part number is listed in the MFR PART NUMBER column. Commercial hardware items available from normal commercial sources and having no definitive part numbers are listed as COML; assemblies that are not identified by a part number have the expression NO NUMBER listed in the MFR PART NUMBER column. All other part numbers listed are Collins Radio Company numbers. Part numbers are used exclusively to identify parts. The asterisk (*) symbol is used to indicate a matched part, or items selected to meet circuit requirements. A matched part is not to be requisitioned; use next higher assembly or set of matched parts. The number (#) symbol is used to indicate an alternate vendor item. Part numbers for parts kits, when provided, will be placed last in the listing of the unit to which they apply.

1-25. COLLINS RADIO COMPANY PART NUMBERING SYSTEM.

a. The drawing number and part number are identical.

b. A typical number consists of nine or ten digits, divided by dashes into three segments (example: 540-0189-004).

- (1) The first three digits are the family number. Any family number beginning with 5 (540-XXXX-XXX) is a part peculiar, assembly, or subassembly designed and manufactured by Collins Radio Company. Numbers that do not begin with 5 are purchased parts.

- (2) The center four digits (XXX-0189-XXX) are assigned in numerical sequence as needed beginning with 0001 and continuing through 9999.

- (3) The final two or three digits (XXX-XXXX-004) are used to provide separate inventory stock control over variations of piece parts and assemblies (example: number ending in -014 might be identical to the -004 except for color of paint).

1-26. DESCRIPTION COLUMN. In this column is listed each assembly, its attaching parts, and components of the assembly, properly indented to show their relationship to the assembly. Serial number effectivities are designated on nameplates. The MCN (manufacturing control number) is stamped on each module and/or chassis. For example, the first module and/or chassis would be stamped MCN 101, the second MCN 102, etc.

1-27. MFR CODE COLUMN. If a part is purchased from a vendor other than Collins Radio Company, a Federal Manufacturer Code Number from Cataloging Handbook H4-1 or H4-2 has been assigned to the vendor. The Federal Manufacturer Code Number assigned appears in this column. The vendor's name and address is indicated in paragraph 1-31.

1-28. UNITS PER ASSY. COLUMN. Quantities specified in this column are the total number of each part required per assembly or subassembly and are not necessarily the total number used in the complete equipment. Refer to the Numerical Index, section II, for the total quantities used per equipment. The letters AR denote that the selection of a part or parts should be made as required. REF refers to an assembly which is completely assembled on a preceding illustration, and is now exploded on the illustration on which it is referenced. In this case, the description has a notation which refers to the illustration on which the assembly is shown completely assembled and indexed.

1-29. USE ON CODE COLUMN. Part variations within the groups of equipment are indicated by a letter symbol immediately following the units per assembly in the USE ON CODE column. In cases where this column has been left blank, parts listed apply to all equipment covered by this book. The following codes have been assigned in this Illustrated Parts Breakdown:

USE ON CODE	UNIT	FIGURE
A	Mounting Frame 351E-2	19
B	Mounting Frame 351E-4	19

1-30. CONTRACT AND QUANTITY. Listed below are the contract and quantity.

EQUIPMENT	CONTRACT	QUANTITY
CC-2	AF 30(635)25518	120
CPN-1	AF 30(635)25518	60
KWM-2A	AF 30(635)25518	60
MM-1	AF 30(635)25518	60
MP-1	AF 30(635)25518	60
PM-2	AF 30(635)25518	60
30L-1	AF 30(635)25518	60
440E-1	AF 30(635)25518	60
KWM-2A	AF 30(635)28179	215
MP-1	AF 30(635)28179	140
PM-2	AF 30(635)28179	215
CC-2	AF 30(635)28179	311
MM-1	AF 30(635)28179	215
440E-1	AF 30(635)28179	140
30L-1	AF 30(635)28179	171
312B-4	AF 30(635)28179	215
CC-3	AF 30(635)28179	132
30S-1	AF 30(635)28179	44
180S-1	AF 30(635)28179	8
350D-3	AF 30(635)28179	8
351E-4	AF 30(635)28179	8
351E-2	AF 30(635)28179	8
351D-2	AF 30(635)28179	8
302C-3	AF 30(635)28179	4
TD-1	AF 30(635)28179	104
CPN-1	AF 30(635)28179	175

1-31. VENDORS' CODE, NAME, AND ADDRESS. The following list includes the vendor code, name, and address of suppliers for purchased and vendor parts.

CODE	NAME AND ADDRESS
00534	Vector Mfg. Co. Houston, Tex.
00779	AMP, Inc. Harrisburg, Pa.
00853	Sangamo Electric Co. Pickens Division Pickens, S.C.
01121	Allen-Bradley Co. Milwaukee, Wis.
01939	Sprague Electric Co. of Wisconsin Grafton, Wis.
02238	Minneapolis-Honeywell Regulator Co., Semiconductor Products Division Minneapolis, Minn.
02660	Amphenol-Borg Electronics Corp. Broadview (Chicago), Ill.
03562	Electric Design and Mfg. Corp. Burlington, Iowa
04009	Arrow, Hart, and Hegeman Electric Co. Hartford, Conn.
04221	Aemco, Inc. Mankato, Minn.
04222	Hi-Q Division of Aerovox Corp. Myrtle Beach, S.C.
05284	Gasket Engineering Co., Inc. Kansas City, Mo.
05624	Barber-Colman Co. Rockford, Ill.
06915	Richco Plastic Co. Chicago, Ill.
06980	Eitel-McCullough, Inc. San Carlos, Calif.
07236	National Lock Washer Co. Milwaukee, Wis.
07716	International Resistance Co. Burlington, Iowa
07886	National Radio Co., Inc. Melrose, Mass.
08289	Blinn, Delbert, Co. Pomona, Calif.
08556	Bell Electric Co. Chicago, Ill.

Section I
Introduction

T.O. 31R2-4-183-4

CODE	NAME AND ADDRESS	CODE	NAME AND ADDRESS
08664	Bristol Co., The Waterbury, Conn.	44655	Ohmite Mfg. Co. Skokie, Ill.
09922	Burndy Corp. Norwalk, Conn.	45722	Parker Kalon Division of General American Transportation Corp. Clifton, N.J.
10236	Elgin National Watch Co. Research and Development Division Rolling Meadows, Ill.	46384	Penn Engineering and Mfg. Corp. Doylestown, Pa.
12014	Chicago Rivet and Machine Co. Bellwood, Ill.	49671	Radio Corp. of America New York, N.Y.
12338	Sun Air Electronics, Inc. Fort Lauderdale, Fla.	50133	Redmond Co., Inc. Owosso, Mich.
12697	Clarostat Mfg. Co., Inc. Dover, N.H.	53021	Sangamo Electric Co. Springfield, Ill.
14370	Continental Rubber Works Erie, Pa.	56289	Sprague Electric Co. North Adams, Mass.
14608	Corbin Cabinet Lock Division of American Hardware Corp., The New Britain, Conn.	59730	Thomas and Betts Co. Elizabeth, N.J.
14655	Cornell-Dubilier Electric Corp. South Plainfield, N.J.	70371	American Lava Corp. Chattanooga, Tenn.
14674	Corning Glass Works Corning, N.Y.	70417	Amplex Division of Chrysler Corp. Detroit, Mich.
15605	Cutler-Hammer, Inc. Milwaukee, Wis.	70485	Atlantic India Rubber Works, Inc. Chicago, Ill.
19500	Edison, Thomas A., Industries, Division of McGraw-Edison Co. W. Orange, N.J.	71279	Cambridge Thermionic Corp. Cambridge, Mass.
19695	Elco Mfg. Co., Inc. New York, N.Y.	71400	Bussmann Mfg. Division of McGraw-Edison Co. St. Louis, Mo.
24446	General Electric Co. Schenectady, N.Y.	71450	CTS Corp. Elkhart, Ind.
25472	Goodrich, B.F., Co., The Akron, Ohio	71482	Clare, C.P., and Co. Chicago, Ill.
28520	Heyman Mfg. Co. Kenilworth, N.J.	71590	Centralab Division of Globe-Union, Inc. Milwaukee, Wis.
37942	Mallory, P.R., and Co., Inc. Indianapolis, Ind.	71700	Cornish Wire Co., The New York, N.Y.
39317	McGill Mfg. Co., Inc. Valparaiso, Ind.	71785	Cinch Mfg. Co. Division of United-Carr Fastener Corp. Chicago, Ill.
42498	National Co., Inc. Malden, Mass.	72092	Eitel-McCullough, Inc. San Bruno, Calif.
43334	New Departure Division of General Motors Corp. Bristol, Conn.	72136	Electro Motive Mfg. Co. Willimantic, Conn.

CODE	NAME AND ADDRESS	CODE	NAME AND ADDRESS
72512	Davies, Harry, Molding Co. Chicago, Ill.	77523	RBM Mfg. Co. Fort Wayne, Ind.
72962	Elastic Stop Nut Corp. of America Union, N.J.	77969	Rubbercraft Corp. of California, Ltd. Torrance, Calif.
72982	Erie Resistor Corp. Erie, Pa.	78189	Shakeproof Division of Illinois Tool Works Elgin, Ill.
73138	Helipot Division of Beckman Instruments, Inc. Fullerton, Calif.	78488	Stackpole Carbon Co. St. Marys, Pa.
73293	Hughes Products Division of Hughes Aircraft Co. Newport Beach, Calif.	78553	Tinnerman Products, Inc. Cleveland, Ohio
74056	Micarta Fabricators, Inc. Chicago, Ill.	79497	Western Rubber Co. Goshen, Ind.
74199	Quam Nichols Co. Chicago, Ill.	79807	Wrought Washer Mfg. Co. Milwaukee, Wis.
74921	Iten Fibre Co., The Ashtabula, Ohio	80008	Electro Engineering Works San Leandro, Calif.
74970	Johnson, E.F., Co. Waseca, Minn.	80033	Prestole Corp. Toledo, Ohio
75382	Kulka Electric Corp. Mount Vernon, N.Y.	80302	Multi Electrical Mfg. Co. Chicago, Ill.
75543	Lavelle Rubber Co. Chicago, Ill.	80331	Utah Radio Products Corp. Huntington, Ind.
75618	Lion Fastener Co., Inc. Honeoye Falls, N.Y.	80368	Sylvania Electric Products, Inc. New York, N.Y.
75915	Littelfuse, Inc. Des Plaines, Ill.	80583	Hammarlund Co., Inc. New York, N.Y.
76005	Lord Mfg. Co. Erie, Pa.	81091	Pass and Seymour, Inc. Solvay, N.Y.
76384	Miessner Mfg. Co. Mount Carmel, Ill.	81312	Winchester Electronics Co., Inc. Norwalk, Conn.
76487	Millen, James, Mfg. Co., Inc. Malden, Mass.	81815	Communications Coil Co. Chicago, Ill.
76854	Oak Mfg. Co. Crystal Lake, Ill.	81860	Barry Controls Division of Barry Wright Corp. Watertown, Mass.
77147	Patton MacGuyer Co. Providence, R.I.	82104	Grigsby Allison Co., Inc. Arlington Heights, Ill.
77250	Pheoll Mfg. Co. Chicago, Ill.	82142	Jeffers Electronics Division of Speer Carbon Co. DuBois, Pa.
77342	Potter and Brumfield Division of American Machine and Foundry Co. Princeton, Ind.	82219	Sylvania Electric Products, Inc. Electronic Tube Division Receiving Tube Operations Emporium, Pa.

Section I
Introduction

T.O. 31R2-4-183-4

CODE	NAME AND ADDRESS	CODE	NAME AND ADDRESS
82389	Switchcraft, Inc. Chicago, Ill.	94452	Berkley and Co. Spirit Lake, Iowa
84970	Sarkes Tarzian, Inc. Bloomington, Ind.	94635	Gray Stamping and Mfg. Co. Plano, Ill.
85143	Davis Electric Co. Cape Girardeau, Mo.	94991	Sylvania Electric Products, Inc. Wire Metal and Plastics Parts Division Warren, Pa.
85675	Midland Mfg. Co., Inc. Kansas City, Mo.	95265	National Coil Co. Sheridan, Wyo.
86797	Rogan Bros. Skokie, Ill.	97137	Radio Condenser Co. Chicago, Ill.
87487	Western Washer and Stamping Co. Los Angeles, Calif.	97315	Ballastran Corp. Fort Wayne, Ind.
89462	Waldes Kohinoor, Inc. Cambridge, Mass.	97965	Stancor Electronics, Inc. Chicago, Ill.
91637	Dale Electronics, Inc. Columbus, Nebr.	98291	Sealectro Corp. Mamaroneck, N.Y.
91663	Armel Electronics, Inc. Brooklyn, N.Y.	99800	Delevan Electronics Corp. East Aurora, N.Y.
92825	Whitso, Inc. Chicago, Ill.		
93490	Lab Tronics, Inc. Chicago, Ill.		
94148	Scientific Radio Products, Inc. Loveland, Colo.		
94375	Automatic Metal Products Co. Brooklyn, N.Y.		


NOTE: This list does not include Vendor 13499, Collins Radio Company, Cedar Rapids, Iowa, and Vendor 95106, Collins Radio Company, Burbank, Calif., and will not appear in section IV, Group Assembly Parts List.

HOW TO USE THIS ILLUSTRATED PARTS BREAKDOWN

SHEET 1 OF 2



HOW TO ASSEMBLE?




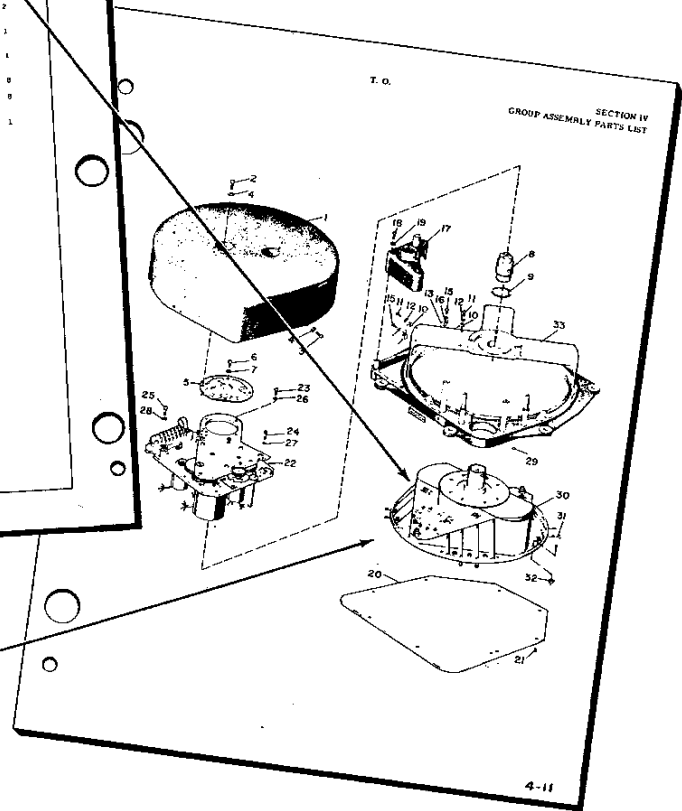
HOW TO FIND THE DESCRIPTION?

T. O.

SECTION IV
GROUP ASSEMBLY PARTS LIST

FIG. AND INDEX NO.	REF PART NUMBER	DESCRIPTION	REF CODE	UNITS PER ASSY.	USE OR LOUSE				
						1	2	3	4
2-22	542-4000-004	PLATE ASSY, W/DR. KIT (FIGURE 5)		1					
		ATTACHING PARTS							
-23	MS2521A-276	SCREW, MACHINE, SST, CRES. RECESSED 3/43-0139-00		4					
-24	334-0300-00	SCREW, CAP, SOCKET HD, SIL. CAP PL.		2					
-25	MS4028B-8	SCREW, CAP, SOCKET HD, SLOS RECESSED 3/47-0053-00		8					
-26	COML	FILE PL, #22 & 1/2 IN. LI		1					
-27	COML	WASHER, LOCK, SST, SPLIT HELICAL R, 3/16-0278-00		79907					
		THE							
-28	COML	WASHER, LOCK, SST, SPLIT HELICAL R, 3/16-0278-00		79907					
		THE							
-29	213-060307-00-3303	RING, LOCKING, PLASTIC, 0.300 ID, 0.240 OD, 0.078 IN. THK		1					
-30	544-0261-005	CAVITY ASSY W/ELIMIN. ROTATING		1					
		ATTACHING PARTS							
-31	542-3913-002	HOOK, CLAMPING, SST, 8/24 X 1/4 X 1-1/4 IN., 4-00 STD		8					
-32	68-1060-0	MUT. FASTENING, MET. AL, W/PLYON 533-0605-00		72962					
		INSERT, 4-00 STD							
-33	542-3987-005	CASING ASSY, MAIN ANTENNA (SEE FIGURE 7)		1					

4-14



HOW TO FIND A PART NUMBER?

HOW TO FIND THE PART NUMBER IF THE SECTION OR SYSTEM OF THE EQUIPMENT IN WHICH THE PART IS USED IS KNOWN:

(1) Turn to the Table of Contents and find the page number for the Major Assembly or System in which the part is used.

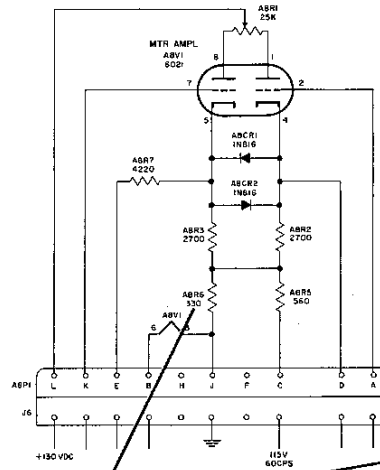
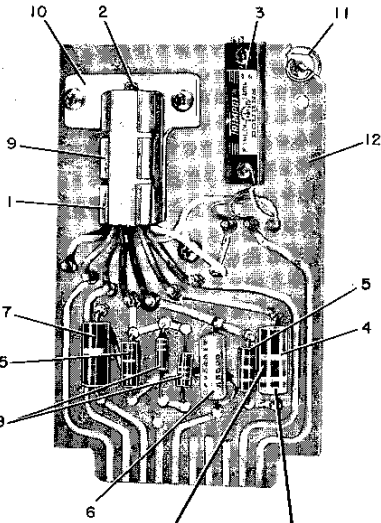
(2) Turn to the page determined in step (1).

(3) Locate the part and its index number on the illustration.

(4) Find the index number on the Group Assembly Parts List page to determine complete description.

HOW TO USE THIS ILLUSTRATED PARTS BREAKDOWN

SHEET 2 OF 2



SECTION II NUMERICAL INDEX

FEDERAL STOCK NUMBER	FIG. AND INDEX NO.	QTY PER PART	SMR CODE	EQUIP SPARES LEVEL
	5- 10	AR P1		
	5- 10	AR P1		
	5- 11	AR P1		
		11		

MFR PART NUMBER	FEDERAL STOCK NUMBER	FIG. AND INDEX NO.	QTY PER PART
RC32GF223K	5905-299-2019	24- 92	
RC32GF271K	5905-101-9957	32- 38	
RC32GF272K	5905-279-3837	81- 31	
RC32GF272K	5905-279-2645	23- 4	
RC32GF331K	5905-279-1716	24-106	
RC32GF333K	5905-299-2039	71- 52	
RC32GF392K	5905-299-2016	24-109	
RC32GF393K	5905-617-7228	68-	
RC32GF471K	5905-114-2714	24-10	
RC32GF473K	5905-299-2049	70-	
RC32GF561K	5905-299-6462	24-1	
RC32GF562K	5905-299-2036	24-	
RC32GF682K	5905-279-1718	83-	
RC32GF822K		7-	
RC42GF100K	5905-279-1979	92	
RC42GF103K	5905-185-8516	75	
RC42GF104K	5905-171-1978	1-	
	5905-192-0626		
RC42GF123K	5905-249-4217		
RC42GF153K	5905-171-1974		
RCA2GF222K			
	5905-185-6966		
RC42GF271K	5905-279-1921		
RC42GF274K	5905-195-6748		
RC42GF332K	5905-192-3979		
RC42GF333K			

SECTION III REFERENCE DESIGNATION

REFERENCE DESIGNATION	FIG. AND INDEX NO.	FEDERAL STOCK NUMBER	MFR PART NUMBER
A7T1	22- 28		
A7T2	22- 27	5950-615-5029	X-065
ABCR1	23- 8	5950-651-5323	X-077
ABCR2	23- 8		IN816
ABF1	23- 3		IN816
ABR1	23- 12		546-7884-004
ABR2	23- 3		2241-1-203
ABR3	23- 5	5905-537-6437	RC20GF272K
ABR4	23- 5	5905-537-6437	RC20GF272K
ABR5	23- 7	5905-299-2049	RC32GF561K
ABR6	23- 4	5905-279-2645	RC32GF331K
ABR7	23- 6	5905-542-7671	RC32GF331K
ABV1	23- 2	5960-754-9773	RR6584221E
CR1	24-111	5960-552-9852	6121
CR2	24-111	5960-552-9852	JAN-1N251
CR3	24-111	5960-552-9852	JAN-1N251
CR4	24-111	5960-552-9852	JAN-1N251
CR5	24-111	5960-552-9852	JAN-1N251
CR6	24-111	5960-552-9852	JAN-1N251
CR7	24-111	5960-552-9852	JAN-1N251
C10	24-110	5960-284-6516	JAN-1N251
C11	24- 89	5910-678-5306	1N198
	29- 2		841010X560103Z
			22H50101K

REFERENCE DESIGNATION	FIG. AND INDEX NO.
3A3R10	24-104
3A3R11	24-105
3A3R12	24- 72
3A3R14	24-109
3A3R15	24-109
3A3R16	24-107
3A3R17	24- 24
3A3R18	24- 24
3A3R19	24-107
3A3R2	24- 98
3A3R20	24-101
3A3R21	24- 96
3A3R22	24- 95
3A3R23	24- 97
3A3R28	24-106
3A3R29	25- 8
3A3R29	24-102
3A3R3	24-102
3A3R31	24-108
3A3R32	24-104
	24- 73

HOW TO FIND THE ILLUSTRATION FOR A PART IF THE PART NUMBER IS KNOWN:

(5) Refer to Section II, the Numerical Index and find the part number.

(6) Turn to Section IV and find the first figure and index number indicated in the Numerical Index for that part. If this figure shows the part in a section

or system of the equipment other than the one desired, refer to the other figure numbers listed in the Numerical Index.

(7) On the face of the illustration, find the index number determined in step (6).

(8) If the reference designation symbol is known refer to Section III to find the part number.

SECTION II
NUMERICAL INDEX

MFR PART NUMBER	FEDERAL STOCK NUMBER	FIG. AND INDEX NO.	QTY PER ART.	SMR CODE	EQUIP. SPARES LEVEL
ABC12		26-7	2	P1S	
ABC8		26-6	1	P1S	
AH1000		24-78	1	P1S	
AN340B2		4-39	1	P1S	
		4-395			
AN340B4		4-64	49	P1S	
		4-197			
		4-269			
		4-342			
		4-419			
		21-60			
		21-61			
		23-27			
		24-146			
		24-151			
		24-160			
		25-5			
		27-24			
		27-27			
		27-52			
		28-45			
AN340B6		4-90	48	P1S	
		4-217			
		4-266			
		4-351			
		5-2			
		9-6			
		17-12			
		17-18			
		17-19			
		17-20			
		21-38			
		21-48			
		21-49			
		24-69			
		24-70			
		24-100			
		24-147			
		24-149			
		24-165			
AN340B8		27-6	11	P1S	
		27-11			
		2-47			
		13-22			
		21-17			
		21-51			
		21-52			
		24-64			
		24-97			
		24-105			
AN340C10		28-54	8	P1S	
		11-1			
		27-54			
AN340C6		2-25	57	P1S	
		2-31			
		6-5			
		10-18			
		11-10			
		11-18			
		11-19			
		11-30			
		13-			
		13-11			
		13-13			
		13-23			
		13-25			
		13-29			
		14-20			
		18-15			
		20-19			
		24-73			
		24-142			
		24-180			
		27-17			

MFR PART NUMBER	FEDERAL STOCK NUMBER	FIG. AND INDEX NO.	QTY PER ART.	SMR CODE	EQUIP. SPARES LEVEL
		27-34			
		27-35			
		27-55			
		28-18			
AN345B10		6-12	7	P1S	
		6-13			
		21-14			
		21-34			
AN456AD4-4		16-9	4		
AN931-3-5		2-27	9	P1S	
		24-80			
AN936A416		27-23	22	P1S	
		4-263			
		4-374			
		13-14			
		23-28			
		23-30			
		24-144			
AN936A416B		12-39	5	P1S	
		14-11			
		15-9			
AN936A6		13-15	1	P1S	
AN936A616		1-1	10	P1S	
		2-37			
		4-138			
		10-23			
		12-34			
		13-28			
		18-12			
		20-38			
AN936A716		4-134	1	P1S	
AN936B4B		4-64	44	P1S	
		4-165			
		4-197			
		4-227			
		4-236			
		4-259			
		4-269			
		4-319			
		4-340			
		4-342			
		4-419			
		4-449			
		15-2			
AN936B6B		21-48	4		
		21-49			
A11-72-19		4-138	1	P1S	
A14267		13-17	2		
A238-5MILL6085A		4-61	3	P1S	
A6-120		6-6	1		
BC2950A		2-41	1	P1S	
BC2951		2-47	1	P1S	
BR50-150		28-5	2	P1S	
BS123		4-167	1	P1S	
B106703		4-268	1	P1S	
B2133		26-9	1	P1S	
CC20CH060D		4-327	2	P1S	
CC20CJ030D		4-382	1	P1S	
CC20CK010C		4-240	2	P1S	
CC20CK020D		4-335	1	P1S	
CC30LH430F		15-7	2	P1S	
CK61AW222M		4-257	1		
CL80420-1		27-61	4	P1S	
CL032-2C		27-62	12	P1S	
CL440-2		6-23	6	P1S	
CL632-2		2-51	9	P1S	
		24-31			
		24-132			
		27-63			
CL832-2C		2-52	1		
CM28047		11-3	6	P1S	
CN2521574		4-88	1	P1S	
CN817319		13-7	1	P1S	
CP07FA3		27-46	2	X2	

MFR PART NUMBER	FEDERAL STOCK NUMBER	FIG. AND INDEX NO.	QTY PER ART.	SMR CODE	EQUIP. SPARES LEVEL
CP07FE1		27-44	2	X2	
CP70E1EH504K1		27-47	1	P1S	
CRLX108		11-30	2	P2S	
C0047327		4-28	1	P1S	
C0047409		18-1	4	P1S	
		25-4			
C104		29-1	1		
C13388SS010		4-112	10	P1S	
		13-4			
		14-10			
		17-1			
		21-3			
C2827-020-67		2-36	2	P2S	
C400		29-3	1	P2S	
C7809-014-4		26-12	3	P1S	
C7931-632-24		13-30	2	P1S	
DA134-048CB		4-222	4	P1S	
		11-13			
DA136-019CB		24-111	2	P1S	
DA136-022CB		24-112	1	P1S	
DA136-023CB		24-116	1	P1S	
DA136-024CB		24-110	1	P1S	
DA136-025CB		24-117	1	P1S	
DA142-001CB		4-225	19	P1S	
		4-231			
		4-317			
		4-347			
		4-405			
DA150-001CB		4-187	8	P1S	
		4-261			
		4-314			
		4-411			
DA165-007CB		24-113	1	P1S	
DA165-012CB		24-115	2	P1S	
		24-119			
DA172-057CB		4-72	3	P1S	
		4-223			
DA3F3		6-7	2	P1S	
DA855-007		4-09	1	P1S	
DA855-035		4-68	2	P1S	
DA858-003		13-21	2	P1S	
		24-66			
DA931-019		5-12		AR	
DA931-020		5-12		AR	
DA932-005		5-13		AR	
DA932-008		5-12		AR	
DA932-009		5-12		AR	
DA933-017		5-13		AR	
DA933-048		5-12		AR	
DA933-049		5-12		AR	
DA933-050		5-12		AR	
DA933-051		5-12		AR	
DA934-038		5-12		AR	
DA934-042		5-12		AR	
DB718		4-25	3	P2S	
		24-21			
DD16-103		28-28	1	P1S	
DM0170		4-322	1	P1S	
DM15C050K500WV		4-288	2	P1S	
		24-138			
DM15C100J500WV		4-307	1	P1S	
DM15C100K500WV		4-162	3	P1S	
		4-364			
DM15C120K500WV		4-415		AR	
		4-381	1	P1S	
DM15C150K500WV		4-415		AR	
		4-192	1	P1S	
DM15C200K500WV		4-415		AR	
DM15C220J500WV		4-320	2	P1S	
		4-362			
DM15C220K500WV		4-415		AR	
DM15E201F300WV		5-16	1		
DM15E270K500WV		4-253	1	P1S	
		4-415		AR	
DM15E330K500WV		4-323	3	P1S	
		4-372			
		4-415		AR	
		24-167			
DM15E390K500WV		4-415		AR	P1S
DM15E430K500WV		4-415		AR	P1S
DM15E470J500WV		4-296	5	P1S	
		4-356			
		12-30			
DM15E470K500WV		4-415		AR	P1S
DM15E510K500WV		4-371	1	P1S	
		4-415		AR	
DM15E560K500WV		4-367	1	P1S	
		4-415		AR	

MFR PART NUMBER	FEDERAL STOCK NUMBER	FIG. AND INDEX NO.	QTY PER ART.	SMR CODE	EQUIP. SPARES LEVEL
DM15E620K500WV		4-415		AR	P1S
DM15E680J500WV		4-415		AR	P1S
DM15E750K500WV		4-415		AR	P1S
DM15E820J500WV		12-22	1	P1S	
DM15F101J500WV		4-148	4	P1S	
		12-19			
DM15F101K500WV		4-422	2	P1S	
DM15F121K500WV		4-357	1	P1S	
DM15F131J500WV		4-363	2	P1S	
DM15F151J500WV		12-20	2	P1S	
DM15F181J500WV		12-21	2	P1S	
DM15F221J500WV		4-324	13	P1S	
		4-350			
		12-9			
DM15F221K500WV		4-434	1	P1S	
DM15F241G500WV		4-368	1	P1S	
DM15F271J500WV		12-37	1	P1S	
DM15F331G500WV		4-369	1	P1S	
DM15F331J500WV		12-8	1	P1S	
DM15F361G500WV		4-365	1	P1S	
DM15F361J500WV		4-366	1	P1S	
DM15F471J300WV		4-29	6	P1S	
		4-186			
		4-421			
DM15F511J300WV		4-194	3	P1S	
		4-290			
		12-23			
		5-11	1		
DM20F102F500WV		5-23	1		
DM20F302F500WV		27-14	1	P2S	
DS2001		10-21	1	P1S	
DYAB569-116		4-66	2		
D236-13		4-196	1	P1S	
D26717		4-160	1	P1S	
D28121		28-8	1	P1S	
D29075		27-33	1	P1S	
D29076		4-157	2	P1S	
D29343		4-416			
		4-103	1	P1S	
D29413		28-23	1	P1S	
D29668		2-46	1	P1S	
EL240		24-89	1	X1	
E1001		21-20	3	P2S	
E1003		27-42	1	P1S	
E10883		27-4	1	P1S	
E12351		27-6	2	P2S	
E1704		27-9	8	P2S	
E1706		27-11			
		27-39			
E26A817		2-10	2	P1S	
E50007-051		27-34	1	X2	
FTSM1		4-270	3	P1S	
F02A250V2AS		2-38	1	P1S	
F02A250V4AS		2-39	1	P1S	
F02B250V1AS		26-5	1	P1S	
F12NCFMA2-62		6-24	4	P1S	
F22NCFMA2-40		14-15	4	P1S	
F346-4MILL6085A		24-8	4	X1	
		24-30			
		24-43			
		24-50			
F347-4MILL6085A		24-37	1	X2	
G085-93		24-60	1	P1S	
G1161NEOPRENE		4-163	3	P1S	
45-55		4-346			
		27-51			
HKPHJRZZ		11-7	7	P1S	
		27-13			
		28-53			
HKP1-16		2-40	3	P1S	
		6-15			
HM6921		4-419	1	P1S	
HP14N		27-28	1	P1S	
HP3N		17-13	3	P1S	
		20-24			
HP4N		24-146	1	P1S	
HP5N		14-5	2	P2S	
		18-15			
HP6N		2-25	3	P2S	
		12-12			
		23-15			
HPTN		4-32	2	P1S	
		4-446			
HP8N		24-165	4	P1S	
		27-17			
JJ033		4-139	2	P1S	
		17-6			
J301-2000		4-247	6	P1S	
		4-294			
		24-135			

MFR PART NUMBER	FEDERAL STOCK NUMBER	FIG. AND INDEX NO.	QTY PER ART.	SMR CODE	EQUIP. SPARES LEVEL
J301-220		4-193	6	P1S	
		4-265			
		4-310			
KD3D12VDC		6-19	1	P1S	
KRP2565-1		12-3	1	P1S	
KR2565		4-90	1	P1S	
KR2609-2		28-22	1	P1S	
KR2650		27-26	1	P1S	
LL5887		4-140	1	P1S	
LL6067		4-17	2	P1S	
LL6071		4-16	2	P1S	
		18-12			
LL6073		4-117	1	P1S	
LL6075		4-35	1	P1S	
L30122		24-158	1	P1S	
MDX3 2-10		26-4	1	P1S	
MS16562-193		19-4	2	X1	
		19-10			
MS16562-201		24-7	1	X1	
MS16562-223		19-7	2	X1	
		19-13			
MS16624-1025		4-98	2	P1S	
		4-122			
MS16624-1031		16-7	2	P2S	
MS16633-1012		10-14	2	P2S	
MS20365-1032A		6-20	1		
MS20365-632A		24-101	1	P1S	
MS20365B1032A		4-56	1	P1S	
MS20365D632A		10-18	11	P1S	
		19-3			
		19-9			
		20-7			
MS20470AD4-3		2-35	2		
MS20470AD4-4		19-6	4	X1	
		19-12			
MS21318-2		23-13	12	X1	
		24-1			
		24-3			
MS35059-23		2-45	1	P1S	
MS35198-12		4-208	4	P1S	
		4-224			
		4-345			
MS35198-13		4-353	1		
MS35198-14		24-82	2	P1S	
MS35198-15		21-60	4		
MS35198-16		4-36	4	P1S	
		4-224			
		4-345			
MS35198-19		24-125	2	P1S	
MS35198-25		3-4	5	P1S	
		9-5			
		21-10			
MS35198-27		23-12	5	P1S	
MS35198-30		13-24	3	P1S	
MS35198-42		13-7	4	P1S	
MS35198-7		4-39	1		
MS35200-12		2-29	4	P1S	
MS35200-13		6-9	3	P1S	
		14-4			
		14-5			
MS35200-14		13-	8	P1S	
		13-2			
		27-57			
MS35200-16		4-63	2	P1S	
		4-271			
MS35200-22		10-1	6	P1S	
		10-8			
MS35200-23		11-30	4	P1S	
		24-19			
MS35200-24		11-18	5	P1S	
		27-12			
MS35200-28		13-29	4	P1S	
		20-19			
MS35200-29		20-7	4	P1S	
MS35200-31		6-11	2		
MS35200-33		6-5	1	P1S	
MS35200-38		21-33	3		
MS35201-59		27-54	4		
MS35201-64		6-20	1	P1S	
MS35214-11		4-268	16	P1S	
		4-340			
		4-392			
		15-17			
		15-18			
		28-41			
MS35214-12		4-4	80	P1S	
		4-31			
		4-32			

MFR PART NUMBER	FEDERAL STOCK NUMBER	FIG. AND INDEX NO.	QTY PER ART.	SMR CODE	EQUIP. SPARES LEVEL
		4-74			
		4-95			
		4-165			
		4-197			
		4-203			
		4-236			
		4-246			
		4-252			
		4-259			
		4-269			
		4-342			
		4-373			
		4-419			
		4-449			
		5-14			
		5-17			
		15-20			
		21-1			
		24-67			
		24-121			
		24-140			
		24-145			
		25-5			
		28-45			
MS35214-13		4-64	20	P1S	
		4-353			
		15-2			
		15-16			
		21-61			
		23-27			
		24-140			
		24-151			
		24-176			
MS35214-14		4-227	7	P1S	
		4-397			
		5-20			
		24-82			
		24-151			
MS35214-15		4-200	7	P1S	
		4-218			
		4-343			
		4-387			
		24-146			
MS35214-16		4-61	17	P1S	
		4-388			
		4-391			
		24-81			
		27-24			
MS35214-17		4-284	9	P1S	
		15-12			
		24-75			
		24-154			
MS35214-18		4-61	1	P1S	
MS35214-19		4-94	7	P1S	
		20-18			
		24-125			
		28-27			
MS35214-2		4-121	2	P1S	
MS35214-23		4-84	49	P1S	
		4-87			
		4-88			
		4-198			
		4-215			
		4-217			
		4-220			
		4-338			
		4-447			
		13-15			
		13-21			
		14-12			
		15-1			
		15-14			
		21-50			
		24-104			
		28-21			
		28-36			
MS35214-24		4-114	20	P1S	
		4-266			
		12-33			
		13-13			
		17-13			
		17-17			
		21-68			
		24-63			
		24-100			
MS35214-3		4-49	6	P1S	
		15-19			
MS35214-31		13-25	2	P1S	

MFR PART NUMBER	FEDERAL STOCK NUMBER	FIG. AND INDEX NO.	QTY PER ART.	SMR CODE	EQUIP. SPARES LEVEL
MS35214-33		13-11 17-12	3	P1S	
MS35214-38		4-76	2	P1S	
MS35214-41		13-20 13-22	5	P1S	
MS35214-42		2-47	1	P1S	
MS35214-6		4-395	1	P1S	
MS35215-52		10-20	2	P1S	
MS35216-12		10-5 12-38 20-44 24-168	19	P1S	
MS35216-13		6-4 12-15 20-35 24-5 24-166 24-168 27-52	27	P1S	
MS35216-14		12-15 20-12 20-15	4	P1S	
MS35216-16		6-16 14-3	6		
MS35216-18		20-12 20-15	2	P1S	
MS35216-19		14-3	2	P1S	
MS35216-23		2-2 11-2 11-10 11-19 26-11	10	P1S	
MS35216-24		2-19 2-21 10-1 10-7 10-8 10-22 10-23 10-24 12-7 12-16 12-40 18-15 20-10 24-19 24-22 24-177 24-178 26-8 27-6 27-9 27-14 27-35 27-39	77	P1S	
MS35216-25		2-7 2-15 2-24 2-25 6-1 10-6 24-36 24-42 24-49 24-73 24-74 24-101 24-142 27-11 27-34 27-55	38	P1S	
MS35216-26		20-24 24-6 24-18 24-28 24-29	12	P1S	
MS35216-27		3-2 12-12 14-22	7	P1S	
MS35216-28		3-2 9-3	4	P1S	
MS35216-29		11-21	4	P1S	
MS35216-30		10-18 27-17	4	P1S	
MS35216-33		3-2 9-2	4	P1S	
MS35216-39		27-27	2		

MFR PART NUMBER	FEDERAL STOCK NUMBER	FIG. AND INDEX NO.	QTY PER ART.	SMR CODE	EQUIP. SPARES LEVEL
MS35216-40		2-23 2-47 24-141 26-15 27-2 27-31 27-37	24	P1S	
MS35216-42		2-41 20-6 27-3 27-28 27-42 27-43 27-44 27-46 27-49	30	P1S	
MS35216-72		27-4	2	P1S	
MS35217-55		20-2 20-3 23-32	12	P1S	
MS35217-56		11-1 27-48	9	P1S	
MS35335-58		14-21 20-19	6	P1S	
MS35335-59		16-4	4	P1S	
MS35337-78		5-10 5-20 13-1	6	P1S	
MS35337-79		13-29 21-65 24-22 26-3 27-14 27-17 27-35 27-55	19	P1S	
MS35337-80		2-23 2-41 24-141 27-37	14	P1S	
MS35337-81		10-20 20-1 20-2 20-3 20-43	14	P1S	
MS35338-78		12-15 12-31 20-12 20-15 20-36 20-45 24-5	28	P1S	
MS35338-79		2-2 2-19 2-21 2-24 2-25 2-31 10-1 10-6 10-7 10-8 10-18 10-22 10-23 10-24 11-10 11-18 11-19 11-30 12-3 12-7 12-16 12-40 13- 13-11 13-13 13-15 13-21 13-23 18-15 20-10 24-6 24-18 24-19 24-28 24-36	124	P1S	

MFR PART NUMBER	FEDERAL STOCK NUMBER	FIG. AND INDEX NO.	QTY PER ART.	SMR CODE	EQUIP. SPARES LEVEL
		24-42			
		24-49			
		24-69			
		24-73			
		24-142			
		24-177			
		24-178			
		26-11			
MS35338-80		13-22	13	P1S	
		20-6			
		20-9			
MS35338-81		11-1	8	P1S	
		23-32			
MS35448		25-7	10	X1	
MS35489-6		27-58	2	P1S	
MS35649-44		4-319	26	P1S	
		12-31			
		12-38			
		14-4			
		14-5			
		24-81			
		24-166			
		24-168			
MS35672-8		21-36	1	P2S	
MO8691		4-275	1	P1S	
MO8728		4-279	1	P1S	
MO8729		4-280	1	P1S	
MO8730		4-281	1	P1S	
MO8731		4-282	1	P1S	
MO8732		4-283	1	P1S	
MO8733		4-278	1	P1S	
MO8734		4-274	1	P1S	
MO8735		4-276	1	P1S	
MO8736		4-277	1	P1S	
MO8737		4-272	1	P1S	
MO8738		4-273	1	P1S	
MO9012		8-	1		
MO9013		8-	1		
MO9014		8-	1		
MO9015		8-	1		
MO9016		8-	1		
MO9025		8-	1		
MO9026		8-	1		
MO9029		8-	1		
MO9030		8-	1		
MO9031		8-	1		
MO9032		8-	1		
MO9033		8-	1		
MO9034		8-	1		
MO9035		8-	1		
MO9036		8-	1		
MO9037		8-	1		
MO9038		8-	1		
MO9039		8-	1		
MO9040		8-	1		
MO9041		8-	1		
MO9042		8-	1		
MO9043		8-	1		
MO9044		8-	1		
MO9045		8-	1		
MO9046		8-	1		
MO9047		8-	1		
MO9048		8-	1		
MO9049		8-	1		
MO9050		8-	1		
MO9051		8-	1		
MO9052		8-	1		
MO9053		8-	1		
MO9054		8-	1		
MO9055		8-	1		
MO9056		8-	1		
MO9057		8-	1		
MO9058		8-	1		
MO9059		8-	1		
MO9060		8-	1		
MO9061		8-	1		
MO9064		8-	1		
MO9065		8-	1		
MO9067		8-	1		
MO9068		8-	1		
MO9069		8-	1		
MO9070		8-	1		
MO9071		8-	1		
MO9072		8-	1		
MO9073		8-	1		
MO9074		8-	1		
MO9075		8-	1		
MO9076		8-	1		
MO9077		8-	1		

MFR PART NUMBER	FEDERAL STOCK NUMBER	FIG. AND INDEX NO.	QTY PER ART.	SMR CODE	EQUIP. SPARES LEVEL
MO9078		8-	1		
MO9079		8-	1		
MO9080		8-	1		
MO9081		8-	1		
MO9082		8-	1		
MO9083		8-	1		
MO9084		8-	1		
MO9085		8-	1		
MO9086		8-	1		
MO9087		8-	1		
MO9088		8-	1		
MO9089		8-	1		
MO9090		8-	1		
MO9091		8-	1		
MO9092		8-	1		
MO9093		8-	1		
MO9094		8-	1		
MO9095		8-	1		
MO9096		8-	1		
MO9100		8-	1		
MO9101		8-	1		
MO9102		8-	1		
MO9103		8-	1		
MO9104		8-	1		
MO9105		8-	1		
MO9106		8-	1		
MO9107		8-	1		
MO9108		8-	1		
MO9109		8-	1		
MO9110		8-	1		
MO9111		8-	1		
MO9112		8-	1		
MO9113		8-	1		
MO9114		8-	1		
MO9115		8-	1		
MO9116		8-	1		
MO9117		8-	1		
MO9118		8-	1		
MO9119		8-	1		
MO9120		8-	1		
MO9121		8-	1		
MO9122		8-	1		
MO9123		8-	1		
MO9124		8-	1		
MO9125		8-	1		
MO9126		8-	1		
MO9127		8-	1		
MO9128		8-	1		
MO9129		8-	1		
MO9130		8-	1		
MO9131		8-	1		
MO9132		8-	1		
MO9133		8-	1		
MO9134		8-	1		
MO9135		8-	1		
MO9136		8-	1		
MO9137		8-	1		
MO9138		8-	1		
MO9139		8-	1		
MO9140		8-	1		
MO9141		8-	1		
M23-500M		15-10	2	P1S	
NS4W2012		27-3	4	P2S	
NS5W2026		13-19	1	P2S	
PA230-1005		13-28	1	P1S	
PD52207		4-234	1	P1S	
PD52414		4-233	3	P1S	
PJ068		3-10	1	P1S	
PJ2W1		18-4	1	P1S	
PK22MS		6-7	2		
PK60214-16		20-46	12	P1S	
PK75XZ4-4-1		4-23	47	P1S	
		4-33			
		4-41			
		4-86			
		4-89			
		4-97			
		4-246			
		4-269			
		4-286			
		4-390			
		4-446			
		18-20			
		24-58			
		24-156			
		28-51			
PK75XZ4-6-1		4-61	2	P1S	
PK75XZ6-10-1		26-14	6	P1S	
		28-34			

MFR PART NUMBER	FEDERAL STOCK NUMBER	FIG. AND INDEX NO.	QTY PER ART.	SMR CODE	EQUIP. SPARES LEVEL
PK75XZ6-4-1		4-14	37	P1S	
		4-26			
		4-63			
		27-10			
		27-12			
		27-15			
		27-20			
		27-21			
		27-50			
		28-16			
		28-20			
		28-46			
		28-47			
		28-48			
		28-49			
		28-52			
		24-59			
		24-74			
		24-163			
	PK75XZ6-5-1				
		28-50			
PK75XZ6-6-1		4-60	2	P1S	
		4-396			
		4-399			
		11-10			
PK75XZ9-14-1		13-13	1	P1S	
		24-57			
		14-8			
PV3		4-309	1	P1S	
		4-267			
PW5-6001-10		4-292	8	P1S	
		4-444			
P26621		4-179	10	P1S	
		4-297			
RA20NASD501A		4-428	AR	P1S	
		4-410			
RB403SPGSTL		4-410	AR	P1S	
		4-400			
RC07GF103K		4-110	1	P1S	
		4-410			
RC07GF104K		4-410	AR	P1S	
		4-168			
RC07GF105K		4-412	2	P1S	
		4-410			
RC07GF123K		4-410	AR	P1S	
		4-410			
RC07GF153K		4-410	AR	P1S	
		4-400			
RC07GF181K		4-110	1	P1S	
		4-410			
RC07GF183K		4-410	AR	P1S	
		4-410			
RC07GF223K		4-410	AR	P1S	
		4-168			
RC07GF225K		4-412	2	P1S	
		4-410			
RC07GF271K		4-410	AR	P1S	
		4-429			
RC07GF273K		4-211	2	P1S	
		4-445			
RC07GF353K		4-328	2	P1S	
		4-358			
RC07GF392K		4-185	2	P1S	
		4-424			
RC07GF394K		4-202	1	P1S	
		4-170			
RC07GF472K		4-427	5	P1S	
		4-191			
RC07GF473K		4-191	4	P1S	
		4-302			
RC07GF474K		4-298	3	P1S	
		4-360			
RC07GF560K		4-311	2	P1S	
		4-413			
RC07GF562K		4-406	2	P1S	
		4-432			
RC07GF564K		4-248	9	P1S	
		4-326			
RC07GF584K		18-5	12	P1S	
		4-109			
RC07GF820K		4-152	1	P1S	
		4-241			
RC07GF825K		4-325	4	P1S	
		4-425			
RC20GF100K		4-242	AR	P1S	
		4-70			
RC20GF101K		4-158	9	P1S	
		4-214			
RC20GF102K		4-332	2	P1S	
		4-417			
RC20GF103K		5-19	2	P1S	
		5-21			
RC20GF104K		4-153	6	P1S	
		4-337			
RC20GF120K		4-238	2	P1S	
		4-321			
RC20GF121K		4-207	2	P1S	
		4-242			
RC20GF123K		4-370	AR		
		4-334			
RC20GF124K		4-418	2	P1S	
		4-249			
RC20GF151K		4-293	1	P1S	
		4-331			
RC20GF153K		4-331	1	P1S	
		4-331			

MFR PART NUMBER	FEDERAL STOCK NUMBER	FIG. AND INDEX NO.	QTY PER ART.	SMR CODE	EQUIP. SPARES LEVEL
RC20GF154K		4-213	1	P1S	
		4-161			
RC20GF155K		4-435	1	P1S	
		4-212			
RC20GF181K		4-380	3	P1S	
		4-430			
RC20GF183K		23-9	1	P1S	
		4-184			
RC20GF184K		4-329	2	P1S	
		4-315			
RC20GF204J		4-166	3	P1S	
		4-195			
RC20GF221K		4-336	2	P1S	
		18-10			
RC20GF222K		4-171	1	P1S	
		4-442			
RC20GF224K		4-443	1	P1S	
		12-13			
RC20GF271K		18-18	2	P1S	
		4-177			
RC20GF273K		4-404	5	P1S	
		12-35			
RC20GF274K		4-175	5	P1S	
		4-228			
RC20GF331K		4-408	1	P1S	
		4-330			
RC20GF390K		4-242	AR	P1S	
		12-36			
RC20GF391K		4-108	6	P1S	
		4-150			
RC20GF393K		4-296	2	P1S	
		4-423			
RC20GF470K		4-173	2	P1S	
		4-190			
RC20GF471K		4-299	1	P1S	
		4-242			
RC20GF472K		4-151	AR	P1S	
		4-242			
RC20GF473K		4-216	1	P1S	
		4-172			
RC20GF474K		4-154	1	P1S	
		4-242			
RC20GF475K		4-182	3	P1S	
		40303			
RC20GF476K		4-436	4	P1S	
		4-199			
RC20GF477K		4-209	2	P1S	
		18-6			
RC20GF478K		4-242	AR	P1S	
		4-210			
RC20GF479K		5-25	2	P1S	
		4-147			
RC20GF560K		24-137	1	P1S	
		4-440			
RC20GF562K		4-440	1	P1S	
		4-300			
RC20GF564K		4-145	1	P1S	
		28-4			
RC20GF680K		7-2	6	P1S	
		2-16			
RC20GF681K		4-301	2	P1S	
		28-6			
RC20GF682K		4-304	1	P1S	
		2-13			
RC20GF683K		2-9	6	P1S	
		7-3			
RC20GF684K		12-11	3	P1S	
		2-12			
RC20GF685K		4-178	2	P1S	
		23-10			
RC20GF686K		4-403	2	P1S	
		23-17			
RC20GF687K		4-180	1	P1S	
		4-229			
RC20GF688K		10-13	2	P1S	
		27-40			
RC20GF689K		4-316	2	P1S	
		11-15			
RC20GF690K		2-32	1	P1S	
		27-41			
RC20GF691K		4-189	1	P1S	
		11-25			
RC20GF692K		4-439	1	P1S	
		4-262			
RC20GF693K		4-146	2	P1S	
		4-260			
RC20GF694K		4-156	1	P1S	
		4-441			
RC20GF695K		11-16	2	P1S	
		28-9			
RC20GF696K		28-7	1	P1S	
		28-7			

MFR PART NUMBER	FEDERAL STOCK NUMBER	FIG. AND INDEX NO.	QTY PER ART.	SMR CODE	EQUIP. SPARES LEVEL
RC42GF473K		4-181	1	P1S	
RC42GF560K		23-8	1	P1S	
RC42GF682K		4-291	2	P1S	
		7-5			
RC42GF683K		4-402	2	P1S	
RC42GF821K		4-243	1	P1S	
RG213U		29-7	1		
RG58CU		24-164	1	M	
RN20X10R0F		15-8	2	P1S	
RN30R1002F		28-12	1	P1S	
RN65B1001F		15-4	AR	P1S	
RN65B1002F		15-3	AR	P1S	
RN65B1051F		15-4	AR	P1S	
RN65B1052F		15-3	AR	P1S	
RN65B1100F		23-6	1	P1S	
RN65B1101F		15-4	AR	P1S	
RN65B1102F		15-3	AR	P1S	
RN65B1151F		15-4	AR	P1S	
RN65B1152F		15-3	AR	P1S	
RN65B1211F		15-4	AR	P1S	
RN65B1212F		15-3	AR	P1S	
		28-15	1		
RN65B1271F		15-4	AR	P1S	
RN65B1331F		15-4	AR	P1S	
RN65B1401F		15-4	AR	P1S	
RN65B1471F		15-4	AR	P1S	
RN65B1541F		15-4	AR	P1S	
RN65B1621F		15-4	AR	P1S	
RN65B1691F		15-4	AR	P1S	
RN65B1781F		11-28	1	P1S	
		15-4	AR		
RN65B1871F		15-4	AR	P1S	
RN65B1961F		15-4	AR	P1S	
RN65B2051F		15-4	AR	P1S	
RN65B2151F		15-4	AR	P1S	
RN65B2261F		15-4	AR	P1S	
RN65B2371F		15-4	AR	P1S	
RN65B2491F		15-4	AR	P1S	
RN65B3832F		25-2	2	P1S	
RN65B5361F		15-3	AR	P1S	
RN65B5621F		15-3	AR	P1S	
RN65B5901F		15-3	AR	P1S	
RN65B6191F		15-3	AR	P1S	
RN65B6491F		15-3	AR	P1S	
RN65B6811F		15-3	AR	P1S	
RN65B7151F		15-3	AR	P1S	
RN65B7501F		15-3	AR	P1S	
RN65B7870F		15-4	AR	P1S	
RN65B7871F		15-3	AR	P1S	
RN65B8250F		15-4	AR	P1S	
RN65B8251F		15-3	AR	P1S	
RN65B8660F		15-4	AR	P1S	
RN65B8661F		15-3	AR	P1S	
RN65B9090F		15-4	AR	P1S	
RN65B9091F		15-3	AR	P1S	
RN65B9530F		15-4	AR	P1S	
RN65B9531F		15-3	AR	P1S	
RN70B1001F		28-14	1	P1S	
RN70B2610F		18-7	2		
RN70B8060F		23-7	1	P1S	
RN80B4024F		11-22	1	P1S	
RP782G2		21-10	1	X1	
RSM5-1R000F		11-26	1	P1S	
RS7-10R10G		23-5	1	P1S	
RTMT12-6M		28-22	1		
RTMT12M		6-9	3	P1S	
		12-14			
RW30V500		6-5	1	P1S	
RW31V100		28-3	1		
RW32G100		27-7	2	P1S	
RW67V200		2-11	1	P1S	
R3418X3-32		21-2	4	P1S	
R3472X3-16CADPL		12-17	6		
R3472X5-32CADPL		18-23	8		
R4012X5-32PLAIN		4-50	2		
SC37-100R		4-37	1	P1S	
SPP9		27-5	2	P2S	
SP2-15		24-12	4	X1	
		24-27			
		24-41			
SP3-22		24-34	1	X1	
SP4-28		24-47	2	X1	
		24-54			
SP57F		17-20	1	P1S	
SR164		21-8	1	X1	
SR6P		11-11	1	P1S	
SSR3XR1AW		5-5	1		
SSI-8A1BWBALL		4-56	1	P2S	

MFR PART NUMBER	FEDERAL STOCK NUMBER	FIG. AND INDEX NO.	QTY PER ART.	SMR CODE	EQUIP. SPARES LEVEL
S960CAD0RZNPL		3-6	1		
S076-4CAD0RZNPL		3-7	2	P1S	
		9-16			
S094CAD0RZNPL		3-8	2	P1S	
		9-17			
S110CAD0RZNPL		3-9	1		
S440-3C		18-24	4		
TS0205C01		4-39	1	P1S	
TS102P01		4-340	1	P1S	
TS103P01		4-197	5	P1S	
		4-259			
		4-342			
		4-449			
TX1		21-21	1	P2S	
T50410		4-21	1	P1S	
UG21EU		9-14	3	P1S	
		29-6			
UG58AU		12-15	5	P1S	
		15-11			
		15-16			
		21-61			
		24-176			
WW19491		4-105	2	P1S	
X0031-1		4-101	1	P1S	
X004-2		4-99	1	P1S	
X083-1		4-100	1	P1S	
X094-1		4-44	1	P1S	
X100		24-97	1	P2S	
X1640		24-148	1	P1S	
X239-1		4-45	1	P1S	
X5133-18MD		5-3	2		
		5-10			
X830		24-149	1	P1S	
X86		13-11	1	P2S	
X87		13-10	1	P2S	
X895E		13-20	12	P2S	
		21-47			
		27-31			
		28-38			
X896		24-96	1	P2S	
YAB355-2		10-19	1	P1S	
Y131A		24-160	1	P2S	
Z14PBM17		13-13	1	P1S	
0102-48		9-12	7	P1S	
		17-24			
015-0554-00		27-8	2	X2	
0200L		6-6	1	P1S	
02068 1-2		26-14	1	P2S	
0220-17		11-12	1		
02242		4-85	1	P1S	
0235		9-11	2	P1S	
		17-23			
025-0001-00		14-19	1	X2	
0811-113010109		13-29	1	P1S	
097-5945-00		1-10	1		
099-1106-00		1-39	1		
099-1138-00		8-2	1		
1-4A1BWBALL		4-57	4	P2S	
1A1A12		4-373	7	P1S	
		15-18			
1N1084		26-3	2	P1S	
1N1115		6-13	1	P1S	
1N1490		4-235	1	P1S	
1N1491		7-9	13	P1S	
1N1492		2-8	34	P1S	
		11-24			
		23-11			
		28-30			
1N34A		4-333	6	P1S	
		4-407			
		5-18			
1N457		28-13	2	P1S	
1N458		12-1	3	P1S	
1N540		11-17	1	P1S	
1N82A		15-5	2	P1S	
1N950		4-305	1	P1S	
10100-131		4-230	2	P1S	
		20-22			
1019CADPLWASH		27-53	4	P2S	
10205-3		15-6	2	P1S	
10316		6-17	1	P1S	
10328		6-11	1	P1S	
10330		6-10	1	P1S	
10342		6-18	1	P1S	
10354		6-20	1	P1S	
10402-22		12-10	1	P1S	
10402-24		13-9	1	P1S	
10404-20		4-251	1	P1S	

MFR PART NUMBER	FEDERAL STOCK NUMBER	FIG. AND INDEX NO.	QTY PER ART.	SMR CODE	EQUIP. SPARES LEVEL
10404-26		12-29	1	P1S	
10404-36		4-73	3	P1S	
		7-7			
106PDL2		24-156	3	P2S	
108-740-1		21-64	6	P2S	
108750-2		21-12	2	P2S	
110-3680		4-232	1	P1S	
1126		10-22	1	P1S	
1143B		28-32	8	P2S	
12		27-30	12	X2	
		27-37			
12AL5		26-2	1	P1S	
12AT7		4-7	2	P1S	
1220-02-00-0543		23-19	5	P1S	
		24-57			
		28-25			
13A		4-115	1	P1S	
1322		6-3	1		
139-3171-00		2-35	4		
1400		4-15	4	P1S	
		18-11			
1518BS82524G		2-33	1	P1S	
1520A		4-31	6	P2S	
		4-269			
		12-32			
		23-30			
1525A		2-18	6	P2S	
		4-217			
		4-389			
		28-49			
1529A		2-17	2	P2S	
1532A		4-286	2	P2S	
		23-27			
154-16		24-98	1	P2S	
154-2		13-24	1	P1S	
154-32		24-72	2	P2S	
154-36-1		21-35	1	P2S	
1542A		11-18	10	P2S	
		12-33			
		18-14			
		28-46			
160P10494		28-11	1	P1S	
160P33402		18-8	1		
160P47394		4-398	1	P1S	
168-013-1000		4-266	2	P1S	
1728-02-00-4102		24-130	5		
1774		24-168	2	P2S	
1775		18-20	3	P2S	
		24-58			
1781		18-19	1	P2S	
18A18697		24-150	1	P2S	
183-1303-00		6-8	1	P1S	
183-1311-00		28-2	1		
183-1551-00		7-1	6	P1S	
183-1563-00		11-14	1		
183-1567-00		11-4	6	P1S	
183-1568-00		7-4	3	P1S	
183-1571-00		7-8	2		
183-1576-00		2-34	4		
1840-30		4-183	2	P1S	
		4-438			
189078J1		17-4	1		
19C372		4-155	9	P1S	
		4-431	9	P1S	
		18-2			
190-1176-00		21-16	1	P2S	
1908-00-00-2443		21-51	4		
		21-52			
		21-57			
1909		11-19	1	P2S	
191774-23		4-138	1	P1S	
192796CK		4-387	2	P1S	
192971F1		17-8	1	P1S	
196302F1AC		4-34	1	P1S	
196305CK		4-388	3	P1S	
197029K4		4-144	1	P1S	
198789H1		14-9	1	P1S	
2A1DB12		5-11	2	P2S	
		24-121			
20-3048		4-64	1	P1S	
20C109		5-22	4		
2014-10HOTTINNED		21-17	11	P2S	
		21-34			
		21-38			
		21-48			
		21-51			
		21-62			
2022SILPL-001		21-14	1	P2S	
2050 17-32HOT TINNED		21-55	4	P1S	
		21-63			

MFR PART NUMBER	FEDERAL STOCK NUMBER	FIG. AND INDEX NO.	QTY PER ART.	SMR CODE	EQUIP. SPARES LEVEL
2052-10HOT TINNED		16-4	8		
2104-06-02-2520N		15-14	1	P1S	
214093LK1		12-34	1	P1S	
215870F1		11-29	1	P1S	
220-1189-00		5-26	1		
224		27-2	2	P2S	
22692-414W1		4-137	1	P1S	
22698-6MLW		4-114	1	P1S	
2281		2-48	4	P1S	
		17-5			
		18-3			
2283		2-44	1	P1S	
2295		11-8	3	P1S	
		12-6			
240-0665-00		5-27	1		
240-0696-00		5-24	1		
241BC		28-51	1	P2S	
2443X55151K		24-143	1	P1S	
259-1027-00		23-10	1	P1S	
260-2696-00		23-23	1	P1S	
260-2697-00		23-22	1	P1S	
262-0626-00		23-24	1	P2S	
262-0627-00		23-26	1	P2S	
264-0734-00		6-14	1	P1S	
27370		24-141	1	P1S	
27380		28-16	1	P1S	
274BC		4-164	11	P1S	
		4-341			
		4-448			
27488		27-43	1	P1S	
2763		6-2	1		
27658		24-145	1	P1S	
27682		4-219	1	P1S	
280-0450-00		5-28	1		
280-0851-00		10-2	1		
280-2900-00		26-12	1	X2	
280-2964-00		4-102	1		
280-2966-00		17-16	1		
280-2972-00		4-112	5	X2	
		13-4			
		14-10			
		17-1			
		21-3			
280-2979-00		12-41	1		
280-3013-00		9-8	2	X2	
		18-21			
280-3034-00		2-1	1		
280-3073-00		4-47	1		
280-3151-00		6-21	1		
280-5200-00		26-13	1	X2	
281-0330-00		4-113	1	P1S	
28618		24-142	1	P1S	
28849		18-13	2	P1S	
290-8705-00		4-142	1	P1S	
290-8706-00		4-141	1	P1S	
29397		27-48	1	P1S	
3-24		1-8	1	P1S	
3A07X024		2-22	1		
3B25		26-1	2	P1S	
30175		11-1	1	P1S	
302-0023-00		4-39	4	P1S	
		4-49			
302-0025-00		24-154	3		
302-0026-00		11-10	26	P1S	
		11-30			
		13-11			
		13-13			
		24-65			
		27-6			
		27-9			
		27-11			
		27-39			
203-0029-00		24-77	8	P1S	
		24-89			
		24-97			
		28-38			
302-0030-00		21-19	34	P1S	
		21-20			
		21-40			
		21-47			
		27-3			
		27-31			
		27-37			
302-0032-00		11-10	11	P1S	
		13-13			
		13-20			
		13-25			
302-0040-00		21-15	2	P1S	
		21-16			

MFR PART NUMBER	FEDERAL STOCK NUMBER	FIG. AND INDEX NO.	QTY PER ART.	SMR CODE	EQUIP. SPARES LEVEL
302-0044-00		13-11	6	PLS	
		27-2			
302-0047-00		24-97	2	PLS	
302-1000-00		6-5	2	PLS	
302-1600-00		17-6	1	PLS	
302-2300-00		27-9	4		
302-3000-00		6-6	2		
30473		12-5	1	PLS	
306-0083-00		28-47	2	XZ	
306-0698-00		2-23	1		
309-0778-00		5-6	1		
31-759		23-19	1	PLS	
310-0028-00		24-147	1		
310-0045-00		14-5	17	PLS	
		19-6			
		19-12			
		24-81			
		27-57			
310-0046-00		2-21	10	PLS	
		20-24			
		24-142			
		27-55			
310-0048-00		2-23	28	PLS	
		2-41			
		2-47			
		13-20			
		24-141			
		27-3			
		27-17			
		27-26			
		27-42			
		27-43			
310-0049-00		11-1	4	PLS	
310-0052-00		1-1	4	PLS	
		20-38			
310-0053-00		4-39	2	PLS	
		4-395			
310-0054-00		2-29	58	PLS	
		4-32			
		4-66			
		4-94			
		4-95			
		4-208			
		4-224			
		4-345			
		4-387			
		4-388			
		4-391			
		4-446			
		12-31			
		24-75			
		24-140			
		24-146			
		24-151			
		24-154			
		27-24			
310-0055-00		3-2	27	PLS	
		4-14			
		9-2			
		9-3			
		17-12			
		17-13			
		21-65			
		21-66			
		21-69			
310-0056-00		5-2	34	PLS	
		12-12			
		13-			
		13-11			
		13-13			
		13-25			
		17-12			
		17-17			
		17-20			
		24-63			
		24-69			
		24-149			
		24-163			
		24-165			
		27-6			
310-0057-00		21-18	2	PLS	
310-0058-00		24-64	8	PLS	
		24-97			
		24-105			
		24-155			
		28-54			
310-0059-00		6-13	5	PLS	
		27-54			

MFR PART NUMBER	FEDERAL STOCK NUMBER	FIG. AND INDEX NO.	QTY PER ART.	SMR CODE	EQUIP. SPARES LEVEL
310-0060-00		21-19	18		
		21-20			
		21-40			
		21-47			
		27-48			
310-0061-00		4-98	3	PLS	
		21-42			
		21-51			
310-0074-00		4-121	7	PLS	
		4-395			
		27-24			
310-0076-00		4-31	64	PLS	
		4-61			
		4-63			
		4-74			
		4-95			
		4-114			
		4-208			
		4-224			
		4-232			
		4-268			
		4-345			
		4-353			
		4-397			
		4-446			
		14-4			
		15-12			
		15-16			
		15-17			
		15-18			
		23-27			
		23-28			
		23-30			
		24-67			
		24-121			
		24-140			
		24-145			
		24-151			
		24-160			
		24-176			
		28-27			
		28-45			
310-0077-00		4-84	35	PLS	
		4-198			
		4-215			
		4-217			
		4-220			
		4-266			
		4-338			
		4-351			
		4-447			
		5-2			
		9-6			
		17-20			
310-0078-00		12-33	60	PLS	
		15-1			
		21-1			
		21-35			
		21-49			
		21-50			
		24-63			
		24-66			
		24-69			
		24-70			
		24-71			
		24-100			
		24-104			
		24-108			
		24-180			
		27-6			
		27-11			
		27-26			
		28-18			
		28-21			
		28-22			
		28-36			
		28-42			
310-0079-00		2-47	10	PLS	
		24-64			
		24-97			
		24-105			
		24-155			
		28-54			
310-0080-00		6-12	4	PLS	
310-0081-00		21-14	4	PLS	
		21-34			
		21-38			
310-0274-00		4-127	3	XI	

MFR PART NUMBER	FEDERAL STOCK NUMBER	FIG. AND INDEX NO.	QTY PER ART.	SMR CODE	EQUIP. SPARES LEVEL
310-0386-00		21-60	10	P1S	
		21-61			
		24-125			
310-0397-00		21-17	11	P1S	
		21-55			
		21-66			
		28-13			
		26-15			
310-0400-00		21-51	5	P1S	
		21-63			
310-0447-00		10-6	11		
		10-18			
310-4721-00		21-26	2	P1S	
		21-42			
310-6360-00		2-25	31	P1S	
		11-10			
		11-30			
		18-3			
		19-9			
		24-28			
		24-36			
		24-42			
		24-49			
		24-78			
		24-177			
		24-178			
		27-9			
		27-11			
312-0937-00		24-149	2		
312-0047-00		24-149	1	P2S	
312-0056-00		11-30	4	P2S	
		21-49			
312-0090-00		21-19	1	P2S	
312-0091-00		24-97	1	P2S	
312-3020-00		11-10	3		
		13-13			
312-3090-00		27-6	3	P2S	
		27-11			
312-3120-00		21-19	9	P2S	
		21-20			
		21-25			
312-3150-00		24-64	1	P2S	
313-0003-00		21-51	6	P1S	
		24-130			
313-0017-00		2-23	18	P1S	
		2-41			
		2-47			
		20-6			
		26-13			
		27-28			
		27-37			
313-0061-00		10-23	3	P1S	
		12-34			
		13-28			
313-0062-00		7-6	4	P1S	
		14-9			
		24-57			
313-0064-00		2-37	3	P1S	
		20-38			
313-0132-00		6-16	8	P1S	
		13-1			
		24-5			
313-0140-00		12-3	13	P1S	
		12-12			
		12-33			
		21-35			
		21-65			
		24-74			
		27-26			
313-0149-00		4-105	29	P1S	
		4-263			
		4-374			
		13-14			
		21-63			
		24-144			
313-0156-00		4-31	64	P1S	
		4-32			
		4-45			
		4-61			
		4-63			
		4-74			
		4-94			
		4-95			
		4-114			
		4-165			
		4-208			
		4-224			
		4-227			

MFR PART NUMBER	FEDERAL STOCK NUMBER	FIG. AND INDEX NO.	QTY PER ART.	SMR CODE	EQUIP. SPARES LEVEL
		4-236			
		4-246			
		4-252			
		4-345			
		4-387			
		4-388			
		4-391			
		4-449			
		5-17			
		12-15			
		24-67			
		24-75			
		24-145			
		24-176			
		28-27			
313-0163-00		17-15	4	P1S	
		18-17			
314008		9-15	8	P1S	
		11-6			
319-0042-00		13-3	2	P1S	
319-0043-00		4-23	5	P1S	
		4-122			
320-0008-00		4-127	3		
325-0049-00		20-1	4	P1S	
		20-42			
327029H3M0102K		4-71	2	P1S	
		4-374			
327047X5T0102Z		4-263	21	P1S	
		13-14			
		15-15			
		24-144			
328-0005-00		4-118	7	P1S	
		21-26			
		21-42			
		24-23			
328-0018-00		4-79	14	P1S	
		10-15			
		13-27			
		21-17			
		21-21			
		21-41			
328-0019-00		3-3	50	P1S	
		4-14			
		4-81			
		4-96			
		4-133			
		4-136			
		4-349			
		4-350			
		9-4			
		24-1			
		24-3			
		24-13			
		24-16			
		24-23			
		24-32			
		24-39			
		24-45			
		24-52			
		24-83			
		24-106			
		28-39			
328-0024-00		21-4	2	P1S	
328-0028-00		4-56	1	P1S	
328-0034-00		5-3	1		
328-0267-00		10-10	6	P1S	
330-0263-00		5-10	2		
330-0279-00		17-18	2	P1S	
330-2292-00		4-319	2	P1S	
330-2420-00		17-10	4	P1S	
3302		27-19	1	P2S	
330205		17-22	2		
		18-9			
331-5020-00		4-122	1	P1S	
331013X5U0501K		4-188	8	P1S	
		4-239			
332-14-02-210		4-74	2	P2S	
		4-237			
332-14-02-243		20-23	2	P2S	
		28-18			
334-0253-00		12-39	1	P1S	
334-0444-00		13-24	1	P1S	
334-1116-00		23-3	12	P1S	
		23-12			
334-1657-00		17-8	1		
334-4120-00		1-1	4	P1S	
		18-12			
		23-19			

MFR PART NUMBER	FEDERAL STOCK NUMBER	FIG. AND INDEX NO.	QTY PER ART.	SMR CODE	EQUIP. SPARES LEVEL
335-0036-00		5-3	1	P1S	
335-0041-00		2-29	12	P1S	
		4-120			
		4-123			
		20-13			
		20-16			
		23-2			
34103		13-6	1	P1S	
342-0405-00		6-6	3	P1S	
		6-18			
342-0145-00		24-172	17	P1S	
		24-175			
342-0329-00		24-108	2		
342-1725-00		6-19	2	P1S	
343-0019-00		17-4	4	P1S	
343-0143-00		12-31	8	P1S	
343-0283-00		24-86	2	P1S	
343-0308-00		28-38	2	P1S	
343-0309-00		21-18	16	P1S	
		21-40			
		21-47			
		21-55			
		24-77			
		24-89			
		28-54	1		
343-0312-00		24-155	2	P1S	
343-0317-00		21-49	12	P1S	
343-0327-00		24-71			
		24-78			
		28-42			
343-0330-00		21-35	13	P1S	
		21-66			
		21-69			
		24-65			
		24-69			
343-0331-00		21-65	4		
343-0333-00		24-165	3		
343-0334-00		17-12	6	P1S	
		17-20			
343-0337-00		24-69	11	P1S	
		24-73			
343-0346-00		21-14	1	P1S	
343-0366-00		21-15	2	P1S	
		21-16			
343-0384-00		4-232	2		
343-0386-00		17-15	4	P1S	
		18-17			
343-0522-00		16-4	4	P1S	
343-2616-00		14-23	2	P1S	
347-0033-00		21-6	1	X1	
347-0053-00		20-9	8	P1S	
350		2-42	2	P2S	
		9-10			
3501FP		4-65	20	P1S	
3501MC		3-11	4	P1S	
		27-27			
35152		29-9	4	P2S	
360-0088-00		12-17	14	P1S	
		17-14			
		18-16			
		18-23			
		24-166			
		27-52			
3754		28-50	2	X2	
376-0205-00		12-39	1	P1S	
376-2376-00		7-6	1	P1S	
376-3275-00		24-56	1	P1S	
376-4621-00		4-19	3	P1S	
376-4622-00		4-18	1	P1S	
376-4623-00		4-20	1	P1S	
376-4623-00		28-24	1	P1S	
377-0305-00		2-37	1	P1S	
377-0310-00		21-41	1	P2S	
39002		4-79	2	P1S	
39003		10-16			
3911		29-10	1		
4CX1000A		24-152	1	P1S	
4C1336		9-13	1		
4C1339		29-4	1		
4C1341		29-2	1		
4C1520		1-2	1	P1S	
4C1664		2-26	1	P1S	
4X6-004		20-47	1		
40C286A		28-29	8	P1S	
4007-4HOTTINNE		14-4	1	P2S	
4012 1-4HOT		14-11	2	P2S	
TINNED					
41C92		4-174	8	P1S	
		4-254			
		4-313			
		4-420			

MFR PART NUMBER	FEDERAL STOCK NUMBER	FIG. AND INDEX NO.	QTY PER ART.	SMR CODE	EQUIP. SPARES LEVEL
4108EBLKLINE		21-4	1	P2S	
4112-26		4-84	1	P1S	
42H		8-1	1		
426-5175-00		2-43	1		
426-6026-00		17-25	1	P1S	
432-1009-00		4-348A	1	P1S	
4424-6		24-136	1	P1S	
458-0467-00		17-9	1	P1S	
458-0483-00		23-29	1	P1S	
458-0484-00		23-28	1	P1S	
458-0491-00		4-107	1	P1S	
458-0566-00		14-12	1	P1S	
458-0592-00		13-5	1	P1S	
47		4-24	4	P1S	
		23-25			
		24-20			
49RSS4		12-31	4	P1S	
49966		24-71	1	P1S	
5-0-80		24-61	1	P1S	
5-142Y		28-34	1	P2S	
5C11A		4-401	2	P1S	
50		28-17	3	P1S	
500-0053-001		12-31	8	P1S	
500-4980-001		19-7	4	X1	
		19-13			
		5-3		AR	
502-1146-002		4-339	1	P1S	
502-1427-002		24-5	2	P1S	
502-1515-002		21-23	16	P1S	
503-0643-001		21-24	19	P1S	
503-0644-001		21-26			
503-0668-001		28-35	3	P2S	
503-0815-001		16-6	2		
503-0829-001		16-7	2	P1S	
503-0831-001		16-9	2		
503-0851-003		16-10	1		
503-1236-001		4-395	1	P1S	
503-2604-001		9-6	2	P1S	
503-4964-001		5-3	1		
503-8735-002		23-20	2	P1S	
		23-21			
504-0717-003		27-57	2	P1S	
505-2782-032		1-13	1	A1	
		16-		REF	
505-2784-002		16-3	4	P1S	
505-2785-002		16-5	1	X2	
505-2786-002		16-8	1		
505-8054-002		21-42	1	P2S	
505-8055-002		21-26	1	P1S	
506-1196-003		21-1	1	X2	
506-7848-002		4-87	1	P1S	
507-6328-00		21-2	1	X2	
5100-25C		21-46	1	P1S	
522-0651-012		1-20	1	A1	
		21-		REF	
522-1093-00		4-14	1	P1D	
		5-		REF	
522-1167-011		1-14	1		
		17-		REF	
522-1286-011		1-21	1	A	
		22-		REF	
522-1480-013		1-15	1	A1	
		19-		REF	
522-1482-013		1-16	1	A1	
		19-		REF	
522-1696-00		1-12	1	P1D	
		14-		REF	
522-1726-00		1-17	1	A1	
		20-		REF	
522-1792-00		1-3	1		
		3-		REF	
522-2051-00		1-7	1		
522-2375-00		1-11	1		
		9-		REF	
522-2639-004		1-1	1		
		2-		REF	
522-2750-00		1-5	1		
		6-		REF	
5246A		28-48	1		
526-9337-00		4-394	1	P1S	
540-1336-002		21-67	1	P2S	
540-3042-003		23-13	4	P1S	
540-5439-002		26-11	2	X2	
540-5656-002		21-31	2	X1	
		21-45			
540-7036-002		24-70	1		
540-7150-002		21-30	4	X1	
		21-44			
540-7196-002		21-6	1	X1	
540-7197-002		21-7	1	P2S	

MFR PART NUMBER	FEDERAL STOCK NUMBER	FIG. AND INDEX NO.	QTY PER ART.	SMR CODE	EQUIP. SPARES LEVEL
540-7198-002		21-5	2		
540-7979-002		24-65	1	P1S	
540-9049-003		4-284	3	P1S	
		4-286			
540-9053-003		4-23	2	P1S	
540-9057-003		24-123	2	P1S	
540-9168-003		24-140	2	P1S	
540-9217-003		26-36	2	P1S	
540-9230-003		11-20	4		
540-9241-003		2-21	4		
540-9250-003		24-64	1	P1S	
540-9448-003		4-220	2	P1S	
540-9464-003		2-24	2	P1S	
540-9468-003		24-18	3	X1	
540-9497-003		21-56	2	P1S	
540-9505-003		2-19	3	P1S	
541-1250-003		21-53	3	P1S	
		21-57			
541-5181-002		4-200	2	P1S	
		4-218			
		4-343	2		
541-5183-002		24-125	2	X2	
541-5970-002		24-124	2	X2	
541-5974-002		24-79	8	P2S	
		27-24			
541-6003-002		13-24	3		
541-6008-002		11-21	4	P1S	
541-6029-002		13-25	4	X2	
		28-27			
541-6056-002		13-7	4		
541-6532-003		4-111	1	P1S	
541-6533-003		4-13	5		
541-6551-003		4-3	1	P1S	
541-6554-003		4-1	4	P1S	
541-6555-003		4-2	1	P1S	
542-0905-00		14-18	1	X2	
542-0914-002		15-1	1	X2	
542-0916-002		15-13	1	P1S	
542-3259-002		21-36	1	P2S	
542-3260-002		21-13	1	X2	
542-3261-002		21-32	1	P2S	
542-3262-002		21-59	1	X2	
542-3263-002		21-9	2	P2S	
542-3264-002		21-22	2	X2	
		21-27			
542-3265-002		21-49	2	X2	
542-3266-002		21-65	1	P2S	
542-3268-002		21-40	2	X2	
542-3269-002		21-15	1	X2	
542-3270-002		21-46	1	P2S	
542-3271-002		21-37	1	X2	
542-3272-002		21-60	1	X2	
542-3273-002		21-66	1	X2	
542-3274-002		21-33	3	P2S	
542-3275-002		21-25	3	P1S	
542-3276-002		21-29	1	P1S	
542-3287-004		21-68	1	X2	
542-3294-005		21-70	1	X2	
542-4111-002		15-12	1	X2	
542-4112-002		15-17	1	X1	
542-4114-002		15-19	2	X2	
542-4115-002		15-20	1	X2	
542-4117-002		15-2	1	X2	
542-4118-003		15-21	1	X2	
542-5431-002		5-8	1		
542-5437-002		5-3	1		
542-5438-002		5-3	1		
542-5439-002		5-7	1		
542-5476-002		4-165	2		
		4-258			
542-7471-003		21-54	2	P1S	
542-7794-002		20-40	1	X1	
543-1859-002		21-11	1	X1	
543-3360-003		20-4	1	X2	
543-3361-003		20-2	2	X2	
543-3362-003		20-1	1	X2	
543-5577-003		4-127	3		
543-7321-00		5-29	1		
543-7322-00		5-20	1		
543-7323-00		5-15	1		
543-7324-00		5-10	1		
543-7325-002		5-3	1		
543-7329-002		5-2	1		
543-7332-003		5-4	1		
543-7333-003		5-9	1		
543-7739-00		4-81	2	P2S	
543-8022-002		4-67	2		
543-8024-00		4-76	1		

MFR PART NUMBER	FEDERAL STOCK NUMBER	FIG. AND INDEX NO.	QTY PER ART.	SMR CODE	EQUIP. SPARES LEVEL
543-8028-002		4-375	1	P1S	
543-8029-00		4-50	2		
543-8030-00		4-49	1	P1S	
543-8033-002		4-129	1		
543-8034-002		4-128	1		
543-8035-002		4-124	1	P1S	
543-8039-00		4-116	6	P1S	
		17-7			
543-8042-00		4-119	1		
543-8043-00		4-52	1	P1S	
543-8044-00		4-77	1	P1S	
543-8059-003		14-6	1		
543-8061-002		4-390	4		
543-8062-002		4-26	1	P2S	
543-8065-002		4-60	2	P1S	
543-8070-003		4-51	1		
543-8076-002		4-127	1		
543-8078-002		4-118	1	P1S	
543-8084-002		4-130	1		
543-8087-002		4-59	2	P2S	
543-8089-002		4-53	1		
543-8093-003		4-132	1	P1S	
543-8101-002		3-2	6	P2S	
		9-2			
		17-12			
543-8103-002		4-49	2	P1S	
543-8104-002		4-126	1		
543-8116-00		9-6	13	P1S	
		17-19			
		23-3			
		24-180			
543-8117-003		17-10	1		
543-8118-004		14-17	2	PIF	
		15-		REF	
		17-18			
543-8123-002		4-376	1	P1S	
544-0776-004		14-7	1	X1	
544-0779-004		4-123	3	P1S	
		10-9			
544-0781-004		23-2	2	P2S	
544-2405-002		17-19	1		
544-2422-002		17-15	2	P2S	
		18-17			
544-2825-002		4-36	2	P1S	
		4-285			
544-2832-003		4-353	1	P2S	
544-2844-002		4-38	1	P1S	
544-2852-00		17-2	2	P1S	
544-2853-00		17-21	1		
544-3124-002		4-75	1	P2S	
544-3125-002		4-	2	P1S	
544-3126-002		4-392	1		
544-3128-002		4-121	1		
544-3130-002		4-95	1		
544-3132-002		4-349	1	P2S	
544-3139-002		4-46	1	P1S	
544-3146-003		4-4	1		
544-3148-003		4-78	1	P2S	
544-3228-00		17-	1		
544-3229-00		17-17	1		
		18-		REF	
544-3230-00		18-22	1		
544-3240-00		17-6	1	P1S	
544-5672-00		19-2	1	X2	
544-5674-00		19-2	1	X2	
544-5675-002		19-6	2	X1	
		19-12			
544-5676-002		19-5	1	X1	
544-5677-002		19-8	1	X1	
544-5678-002		19-14	1	X1	
544-5679-002		19-7	2	X1	
		19-13			
544-5680-002		19-1	4	P2S	
544-5681-002		19-16	4	P1S	
544-5682-002		19-9	1	P2S	
544-5683-002		19-3	1	P2S	
544-5684-002		19-11	1	X1	
544-5685-002		19-10	1	X1	
544-5686-002		19-4	1	X1	
544-5687-003		19-17	1	P1S	
544-5690-003		19-17	1	X2	
544-5692-003		19-15	1	X2	
544-5694-003		19-15	1	X2	
544-6871-00		24-155	1	A1	
544-6872-00		26-10	1	A1	
544-6873-00		23-32	1	A1	
		24-		REF	
544-6874-00		26-17	1	A1	
		27-		REF	

MFR PART NUMBER	FEDERAL STOCK NUMBER	FIG. AND INDEX NO.	QTY PER ART.	SMR CODE	EQUIP. SPARES LEVEL
544-6876-00		24-104	1	A1	
544-6877-00		24-108	1	A1	
544-6879-00		24-82	1	P1S	
544-6880-00		27-20	1	A1	
		28-		REF	
544-6881-00		27-21	1	P1S	
544-6882-00		27-12	1	A1	
544-6883-00		24-139	1	A1	
		25-		REF	
544-6884-00		23-16	1	A1	
544-6886-00		25-3	1	P1S	
544-6887-002		24-162	1	X2	
544-6890-002		24-163	1	X2	
544-6891-002		24-172	17	X2	
		24-175			
544-6892-002		24-169	2	X2	
544-6893-002		24-170	2	X2	
544-6894-002		24-151	1	X2	
544-6896-002		24-74	1	X2	
544-6897-002		26-15	1	P2S	
544-6898-002		24-40	1	X1	
544-6899-002		24-39	1	P2S	
544-6900-002		24-67	1	P1S	
544-6901-002		27-54	4	X2	
544-6903-002		27-55	1	P2S	
544-6904-002		27-15	1	X2	
544-6905-002		28-42	1	X2	
544-6906-002		28-41	1	P2S	
544-6914-002		27-50	1	X2	
544-6919-002		24-88	2	X1	
		28-37			
544-6920-002		24-174	1	X2	
544-6921-002		24-173	1	X2	
544-6922-002		24-84	2	P1S	
		28-40			
544-6924-002		24-85	2	X1	
		28-39			
544-6925-002		24-87	1	X1	
544-6926-002		24-86	1	X1	
544-6927-002		24-105	1	P1S	
544-6928-002		24-69	9	X2	
		24-73			
544-6929-002		24-19	2	X1	
544-6931-002		24-14	2	X1	
544-6932-002		24-11	3	X1	
		24-26			
544-6933-002		24-107	1	P2S	
544-6934-002		24-35	1	X1	
544-6935-002		24-48	1	X1	
544-6936-002		24-55	1	X1	
544-6937-002		24-23	1	P2S	
544-6938-002		24-33	3	X1	
		24-46			
		24-53			
544-6939-002		24-106	1	P2S	
544-6941-002		24-9	1	X1	
544-6942-002		24-42	1	X2	
544-6943-002		24-49	1	X2	
544-6944-002		24-6	1	X1	
544-6945-002		24-17	1	X1	
544-6946-002		24-32	1	P2S	
544-6947-002		24-45	1	P2S	
544-6948-002		24-52	1	P2S	
544-6949-002		24-10	3	X1	
		24-25			
544-6950-002		24-62	1	P1S	
544-6951-002		27-19	1	P1S	
544-6952-002		24-2	2	X1	
		24-4			
544-6953-002		24-3	1	X1	
544-6954-002		24-1	1	X1	
544-6957-002		23-13	2	X1	
544-6958-002		23-12	1	P2S	
544-6962-002		24-16	1	X1	
544-6964-002		24-15	1	X1	
544-6965-002		24-22	2	X2	
		27-18			
544-6967-002		24-13	6	X1	
		24-24			
		24-83			
		28-43			
544-6969-002		25-8	1	P2S	
544-6970-002		25-6	1	P2S	
544-6971-002		24-44	1	X2	
544-6972-002		24-51	1	X2	
544-6973-002		27-22	1	X2	
544-6974-002		24-178	2	X2	
544-6975-002		24-179	1	P2S	

MFR PART NUMBER	FEDERAL STOCK NUMBER	FIG. AND INDEX NO.	QTY PER ART.	SMR CODE	EQUIP. SPARES LEVEL
544-6977-002		24-177	1	P2S	
544-6979-002		24-28	1	X2	
544-6980-002		24-29	1	P2S	
544-6985-003		24-159	1	P2S	
544-6986-003		24-157	1	X2	
544-6989-003		24-93	1	X1	
544-6990-003		24-91	1	X1	
544-6995-003		24-75	1	P2S	
544-6996-003		23-14	1	X1	
544-6997-003		23-31	1	X1	
544-6998-003		24-127	1	P1S	
544-6999-003		24-126	1	P1S	
544-7000-003		24-130	1	P1S	
544-7001-003		24-129	1	P1S	
544-7002-003		24-128	1	P1S	
544-7003-003		24-81	1	X2	
544-7004-003		24-154	1	P2S	
544-7006-003		26-8	1	X2	
544-7007-003		24-133	1	X2	
544-7008-003		24-131	1	X2	
544-7015-004		27-16	1	X2	
544-7024-005		24-59	1	X1	
544-7025-005		27-64	1	X1	
544-7026-005		27-59	1	A1	
544-7027-005		28-55	1	X2	
544-7028-005		26-16	1	X2	
544-7030-006		24-180	1	X1	
544-7032-006		24-181	1	A1	
544-7037-002		24-63	1	X2	
544-7038-002		24-147	1	X2	
544-7239-002		3-3	4		
		9-4			
544-7261-00		4-271	1	P2S	
544-7262-00		4-135	1	P2S	
544-7266-002		4-137	1	P1S	
544-7267-002		4-136	1	P2S	
544-7268-002		4-133	1	P1S	
544-7277-004		4-134	1	P2S	
544-9691-00		4-	1		
544-9692-00		4-344	1		
544-9693-00		4-224	1		
544-9694-00		4-89	1		
544-9695-00		4-96	1	P2S	
544-9698-00		4-308	1	P1S	
544-9699-00		4-264	2	P1S	
544-9700-00		4-256	1	P1S	
544-9701-00		4-83	1	P1S	
544-9705-002		4-58	1	P2S	
544-9706-002		4-82	1	P2S	
544-9707-002		4-80	1	P2S	
544-9709-002		4-98	1	P2S	
544-9710-002		4-97	1		
544-9711-002		4-350	1	P2S	
544-9714-002		4-33	1		
544-9715-002		4-278	1	P1S	
544-9716-002		4-105	1		
544-9717-002		4-106	2	P1S	
544-9719-003		4-86	1	P2S	
544-9720-003		4-62	1		
544-9721-003		4-63	1		
544-9722-003		4-55	1	P2S	
544-9723-003		4-22	1	P2S	
544-9727-003		4-453	1		
544-9729-003		4-351	3	P2S	
544-9745-005		3-4	1		
544-9789-002		27-10	1	X2	
545-3113-002		24-101	1	P1S	
545-3119-003		24-101	1	X2	
545-3120-004		24-100	1	P1S	
545-3122-00		29-5	1	M1	
545-3123-00		29-8	1	M	
545-5920-004		14-1	1	P2F	
545-6000-002		4-397	1	P1S	
545-6002-002		4-396	1	P1S	
545-6025-002		4-397	1	P1S	
545-6148-002		28-33	1	P2S	
545-6149-002		28-31	1	P2S	
545-6150-002		28-26	1	A1	
545-7599-002		28-45	1	P2B	
545-7600-002		24-38	1	X2	
545-7601-002		24-36	1	X2	
545-7603-002		27-56	2	X2	
545-7604-003		24-77	1	P1S	
545-7605-002		4-318	1	P2S	
545-7679-00		20-29	2	P2S	
545-7680-00		20-14	1	M	
545-7681-00		20-17	1	M1	
545-7682-00		20-26	2	M	

Section II
Numerical Index

T.O. 31R2-4-183-4

MFR PART NUMBER	FEDERAL STOCK NUMBER	FIG. AND INDEX NO.	QTY PER ART.	SMR CODE	EQUIP. SPARES LEVEL
545-7684-00		20-12	1	M1	
545-7685-00		20-5	2	M1	
		20-15			
545-7686-002		20-33	2	X2	
545-7687-002		20-21	2	X2	
545-7688-002		1-1	4	P1S	
		20-37			
545-7689-002		20-19	1	X2	
545-7690-002		20-34	2	X2	
545-7691-002		20-13	2	P2S	
		20-16			
545-7692-002		20-3	1	X2	
545-7693-002		20-6	1	X2	
545-7694-002		20-31	1	P2S	
545-7695-002		20-28	1	P2S	
545-7696-002		20-27	1	P2S	
545-7697-002		20-30	1	P2S	
545-7699-002		20-10	2	X2	
545-7700-002		20-25	2	P2S	
545-7702-002		1-1	4	P1S	
		20-39			
545-7703-002		20-18	1	X2	
545-7704-002		20-20	2	X2	
545-7705-002		2-28	1	P1S	
545-7707-002		20-7	2	X2	
545-7709-003		20-11	2	X2	
545-7711-003		20-8	1	X2	
545-7712-003		20-9	1	X2	
545-7713-005		20-32	1	X2	
545-7784-003		4-355	1	P2S	
545-7785-003		4-354	3	P2S	
545-7786-003		4-352	1	P2S	
545-7814-00		24-120	1	P1S	
545-7815-00		23-1	2	P2S	
545-7825-003		24-76	1	P1S	
545-9113-00		4-451	1		
545-9114-00		3-5			
		4-		REF	
545-9115-004		4-452	1	P2S	
545-9118-002		24-171	10	P1S	
546-0255-00		4-203	1	P2S	
546-2130-002		4-54	1	P2S	
546-2149-00		23-	1	A1	
546-3328-002		4-227	1	P2S	
546-4007-004		14-16	1	X2	
546-4008-004		14-14	1	X2	
546-4009-002		4-208	1		
546-4109-005		14-3	1	X2	
546-7823-004		4-131	1		
546-7824-00		21-28	2	P2S	
		21-43			
546-7829-004		4-	1	P1S	
546-7833-00		4-377	1	P1S	
546-7945-003		4-379	1		
546-7971-002		4-104	1	P2S	
546-8005-002		4-227	4	P1S	
		4-319			
546-8010-003		4-345	1		
547-1402-003		14-13	1	X2	
547-3631-002		10-20	1		
547-3632-002		11-9	3	P1S	
		13-12			
547-3633-002		10-3	1		
547-3639-002		10-14	1		
547-3642-003		12-40	1		
547-3644-003		12-18	1		
547-3647-004		10-6	1		
547-3649-004		10-8	1		
547-3651-005		11-31	1		
547-3653-005		12-42	1		
547-3654-002		13-16	1		
547-3656-002		10-10	2	P1S	
547-3657-002		10-17	1	P2S	
547-3658-003		13-3	1	P2S	
547-3659-003		12-24	1	P1S	
547-3660-003		12-25	1	P1S	
547-3661-003		12-26	1	P1S	
547-3662-003		12-27	1	P1S	
547-3663-003		12-28	1	P1S	
547-3664-003		12-16	1	P1S	
547-3666-003		11-5	1	P1S	
547-3667-003		11-2	1		
547-3670-003		11-27	1	P2S	
547-3671-003		11-21	1	P2S	
547-3672-003		13-2	1	P2S	
547-3682-006		9-7	1		
547-3686-006		9-6	1		
547-3687-006		9-5	1		

MFR PART NUMBER	FEDERAL STOCK NUMBER	FIG. AND INDEX NO.	QTY PER ART.	SMR CODE	EQUIP. SPARES LEVEL
547-3690-004		10-5	1		
547-3692-00		13-31	1	P2S	
547-3693-00		11-	1		
547-3694-00		10-23	1		
		11-		REF	
547-3695-003		10-4	1		
547-3696-003		10-1	1		
547-3699-003		10-7	1		
547-3701-003		13-25	1		
547-3702-00		10-18	1		
547-3704-00		10-25	1		
		13-		REF	
547-3705-00		10-24	1		
		12-		REF	
547-3706-00		9-9	1		
		10-		REF	
547-3707-002		13-15	2	P1S	
547-3708-003		13-26	1	P1S	
547-3712-002		13-23	1	P2S	
547-3718-002		13-22	1	P1S	
547-3720-003		13-1	1		
547-6641-002		12-7	1		
548-1379-002		9-3	2	P2S	
548-8217-00		4-244	3		
		4-306			
548-9326-00		4-125	1		
548-9440-002		2-3	1	P1S	
548-9441-002		2-20	1		
548-9442-002		2-15	2	P1S	
548-9445-003		2-7	1	P2D	
548-9446-003		2-14	1	P2S	
548-9448-003		2-	1		
548-9449-003		2-19	1	P1S	
548-9450-003		2-29	1		
548-9451-004		2-5	1		
548-9452-004		2-2	1		
548-9454-005		2-6	1		
548-9455-005		2-53	1		
548-9456-005		2-50	1		
549-3311-002		6-12	2		
549-3317-003		7-10	1	P1S	
549-3318-003		6-4	1		
		7-		REF	
549-3319-004		6-25	1		
549-3320-004		6-22	1		
549-3322-004		6-1	1		
549-5084-002		10-15	2	P2S	
		13-27			
553-5697-002		20-41	1		
553-5787-003		4-120	1		
553-5702-004		4-122	1		
554-2851-003		18-25	1		
554-8303-00		20-	1		
554-8404-00		20-	1		
557018C0P010R		4-25	2	P1S	
		4-383			
557018C0P017R		4-40	2	P1S	
		4-386			
557018C0P039R		4-41	7	P1S	
		4-385			
557018U2P034R		5-17			
		4-246	17	P1S	
		4-384			
		12-38			
		25-5			
57-634-5		4-48	5	P1S	
597-0393-00		1-4	1		
597-0403-00		1-18	1		
597-0404-00		1-6	1		
		8-		REF	
6A06		5-1	1		
6AZ8		4-5	3	P1S	
6BNS		4-12	3	P1S	
6CL6		4-9	1	P1S	
6DC6		4-8	1	P1S	
6EB8		4-11	1	P1S	
6H12		4-198	10	P2S	
		4-215			
		4-338			
		4-447			
6USA		4-6	4	P1S	
600Y5		6-16	1	P2S	
6011		24-149	2		
6146A		4-10	2	P1S	
63-060541-40-4302-		20-23	1	P2S	
4102					
68NC3-40		24-92	3	P1S	
68NC3-82		27-60	18	P1S	

MFR PART NUMBER	FEDERAL STOCK NUMBER	FIG. AND INDEX NO.	QTY PER ART.	SMR CODE	EQUIP. SPARES LEVEL
68NM26		24-175	7	PLS	
682011		15-9	2	PLS	
6881M81060A		27-25	1	PLS	
710-2026-00		27-38	3	PLS	
710-2133-00		27-32	3	PLS	
710-3542-00		27-36	1	PLS	
710-9000-00		4-159	1	PLS	
710-9001-00		4-245	1	PLS	
710-9010-00		12-2	1	PLS	
711C6104SYNR		14-2	4	X2	
UBGY					
735-0204-00		28-25	1	PLS	
747R		3-1	14	PLS	
		9-1			
		17-11			
		21-69			
7665K4		23-21	1	PLS	
770-6G		16-1	2		
770-9G		16-2	2		
775		2-31	1		
78S11M1005		1-9	1	PLS	
811		10-11	4	PLS	
815014X5V0503P		4-206	1	PLS	
83001		23-20	1	PLS	
841011W5V0203Z		4-30	8	PLS	
		4-149			
		4-250			
		4-437			
8411K4		24-90	2	PLS	
		28-44			
850S100NPORM		21-50	10	PLS	
10PCT					
850SSZPORM5		24-103	1	PLS	
PCT					
851000XSU0102Z		4-27	37	PLS	
		4-143			
		4-201			
		4-289			
		4-361			
		4-414			
		11-23			
86CP11-1008		4-226	1		
86CP9-1003		4-319	1	PLS	
88-8TM		28-52	1	P2S	
88128CK		4-93	1	PLS	
88130CK		4-92	1	PLS	
88216CK		4-391	1	PLS	
89077N1		17-3	1		
8942		4-94	20	PLS	
		4-387			
		4-388			
		4-391			
		24-125			
8947-151DBLCHAM		4-122	2	PLS	

MFR PART NUMBER	FEDERAL STOCK NUMBER	FIG. AND INDEX NO.	QTY PER ART.	SMR CODE	EQUIP. SPARES LEVEL
		4-134			
8980-2 1-4		4-94	4		
8980-2 3-16		4-387	10	PLS	
		4-388			
		4-391			
9		27-35	2		
901		2-49	4	PLS	
		10-18			
905		4-221	7	PLS	
		4-393			
9105B		2-4	8	PLS	
		2-30			
913-3012-00		4-169	8	PLS	
		4-255			
		4-433			
913-3013-00		4-91	78	PLS	
		4-176			
		4-204			
		4-287			
		4-312			
		4-348			
		4-426			
		4-450			
		10-12			
		12-4			
		23-4			
		24-94			
		24-95			
		24-109			
		24-134			
		24-153			
		25-1			
		27-29			
		28-1			
		28-10			
		28-19			
913-3538-00		24-161	1	PLS	
913-3539-00		24-95	3	PLS	
		24-99			
		27-1			
913-3572-00		24-118	1	PLS	
913-3581-00		24-114	1	PLS	
913-3703-00		24-102	1	PLS	
913-4329-00		13-8	2	PLS	
919-0156-00		21-18	1	PLS	
930-0035-00		27-45	1	PLS	
930-4314-00		27-49	2	PLS	
94111AH		24-122	2	PLS	
95861AH		24-5	1	X1	
970-1921-00		28-21	1	PLS	
9779-1		21-52	4		
		21-58			
980-0111-00		21-39	1	PLS	
98650-0416		28-20	1	PLS	

SECTION III
REFERENCE DESIGNATION INDEX

REFERENCE DESIGNATION	FIG. AND INDEX NO.	FEDERAL STOCK NUMBER	MFR PART NUMBER
POWER SUPPLY PM-2			
C1 thru C4	2-34		183-1576-00
C5, C6	2-10		E26A817
C7	2-46		EL240
CR1 thru CR9	2-8		1N1492
E1	2-31		775
F1	2-39		F02A250V4AS
F2	2-38		F02A250V2AS
L1	2-47		BC2951
LS1	2-22		3A07X024
P1	2-43		426-5175-00
P2	2-28		545-7705-002
P3	2-26		4C1664
P13	1-9		76S11M1005
R1	2-32		RC42GF104K
R3, R4	2-16		RC32GF274K
R5	2-11		RW67V200
R6	2-9		RC32GF470K
R7	2-13		RC32GF392K
R8	2-37		377-0310-00
R9	2-12		RC32GF472K
R10, R11	2-16		RC32GF274K
T1	2-41		BC2950A
TB1	2-14		548-9446-003
TB2	2-17		1529A
TB3	2-18		1525A
TB4	2-23		306-0698-00
TB5	2-17		1529A
XF1, XF2	2-40		HKP1-16
TRANSCEIVER KWM-2A			
C1	4-437		841011W5V0203Z
C2	4-434		DM15F221K500WV
C3, C4	4-433		913-3012-00
C5	4-263		327047X5T0102Z
C6	4-401		5C11A
C7, C8	4-426		913-3013-00
C9	4-41		557018C0P039R
C10	4-415		DM15C100K500WV
C10	4-415		DM15C120K500WV
C10	4-415		DM15C150K500WV
C10	4-415		DM15C200K500WV
C10	4-415		DM15C220K500WV
C10	4-415		DM15E270K500WV
C10	4-415		DM15E330K500WV
C10	4-415		DM15E390K500WV
C10	4-415		DM15E430K500WV
C10	4-415		DM15E470K500WV
C10	4-415		DM15E510K500WV
C10	4-415		DM15E560K500WV
C10	4-415		DM15E620K500WV
C10	4-415		DM15E680J500WV
C10	4-415		DM15E750K500WV
C11	4-414		851000X5U0102Z
C12, C13	4-405		DA142-001CB
C14	4-29		DM15F471J300WV
C15	4-27		851000X5U0102Z
C16	4-323		DM15E330K500WV
C17	4-149		841011W5V0203Z
C18 thru C20	4-287		913-3013-00
C21	4-41		557018C0P039R
C22	4-320		DM15C220J500WV
C23	4-289		851000X5U0102Z
C24	4-169		913-3012-00
C25, C26	4-327		CC20CH060D
C27	4-289		851000X5U0102Z
C28, C29	4-287		913-3013-00
C30, C31	4-364		DM15C100K500WV
C32	4-384		557018U2P034R
C33	4-363		DM15F131J500WV
C34	4-384		557018U2P034R
C35	4-362		DM15C220J500WV
C36	4-385		557018C0P039R
C37	4-384		557018U2P034R
C38	4-365		DM15F361G500WV
C39	4-383		557018C0P010R

REFERENCE DESIGNATION	FIG. AND INDEX NO.	FEDERAL STOCK NUMBER	MFR PART NUMBER
C40, C41	4-289		851000X5U0102Z
C42, C43	4-287		913-3013-00
C44	4-361		851000X5U0102Z
C45	4-414		851000X5U0102Z
C46	4-420		41C92
C47	4-398		160P47394
C48	4-437		841011W5V0203Z
C49	4-420		41C92
C50	4-421		DM15F471J300WV
C51, C52	4-186		DM15F471J300WV
C53	4-192		DM15C150K500WV
C54	4-21		T50410
C55	4-148		DM15F101J500WV
C56	4-149		841011W5V0203Z
C59	4-289		851000X5U0102Z
C60	4-308		544-9698-00
C61	4-289		851000X5U0102Z
C62	4-361		851000X5U0102Z
C63	4-384		557018U2P034R
C64	4-357		DM15F121K500WV
C65	4-384		557018U2P034R
C66	4-356		DM15E470J500WV
C67, C68	4-384		557018U2P034R
C69	4-359		DM15F221J500WV
C70	4-384		557018U2P034R
C71	4-287		913-3013-00
C72	4-414		851000X5U0102Z
C74	4-295		DM15E470J500WV
C75	4-287		913-3013-00
C76	4-40		557018C0P017R
C77	4-290		DM15F511J300WV
C79	4-382		CC20CJ030D
C80	4-450		913-3013-00
C82	4-263		327047X5T0102Z
C83	4-414		851000X5U0102Z
C84	4-261		DA150-001CB
C85, C86	4-405		DA142-001CB
C87	4-422		DM15F101K500WV
C88	4-194		DM15F511J300WV
C89	4-176		913-3013-00
C90	4-174		41C92
C91	4-201		851000X5U0102Z
C92	4-204		913-3013-00
C93	4-206		815014X5V0503P
C94	4-162		DM15C100K500WV
C95	4-348		913-3013-00
C96	4-169		913-3012-00
C97	4-253		DM15E270K500WV
C98, C99	4-155		19C372
C100	4-169		913-3012-00
C101	4-187		DA150-001CB
C102	4-160		D28121
C103	4-169		913-3012-00
C104	4-204		913-3013-00
C105	4-421		DM15F471J300WV
C106	4-103		D29413
C107	4-91		913-3013-00
C108	4-204		913-3013-00
C109	4-384		557018U2P034R
C110	4-366		DM15F361G500WV
C111	4-386		557018C0P017R
C112	4-368		DM15F241G500WV
C113	4-384		557018U2P034R
C114	4-367		DM15E560K500WV
C115	4-384		557018U2P034R
C116	4-385		557018C0P039R
C117	4-252		557018C0P010R
C118	4-240		CC20CK010C
C119	4-335		CC20CK020D
C120	4-246		557018U2P034R
C121	4-359		DM15F221J500WV
C122	4-287		913-3013-00
C123	4-71		327029H3M0102K
C124	4-257		CK61AW222M
C125	4-369		DM15F331G500WV
C126	4-204		913-3013-00
C127	4-255		913-3012-00
C128	4-371		DM15E510K500WV

Section III
Reference Designation Index

T. O. 31R2-4-183-4

REFERENCE DESIGNATION	FIG. AND INDEX NO.	FEDERAL STOCK NUMBER	MFR PART NUMBER
C129, C130	4-384		557018U2P034R
C131	4-359		DM15F221J500WV
C132	4-231		DA142-001CB
C133	4-363		DM15F131J500WV
C134	4-385		557018C0P039R
C135	4-372		DM15E330K500WV
C136	4-385		557018C0P039R
C137	4-374		327029H3M0102K
C138	4-240		CC20CK010C
C139	4-204		913-3013-00
C140 thru C145	4-239		331013X5U0501K
C146	4-204		913-3013-00
C147	4-231		DA142-001CB
C148, C149	4-72		DA172-087CB
C150	4-84		4112-26
C151	4-88		CN2521574
C152 thru C154	4-233		PD52414
C155	4-234		PD52207
C156	4-287		913-3013-00
C157	4-313		41C92
C158	4-312		913-3013-00
C159	4-314		DA150-001CB
C160	4-401		SC11A
C161	4-225		DA142-001CB
C162, C163	4-222		DA134-048CB
C164 thru C167	4-225		DA142-001CB
C168	4-223		DA172-057CB
C169	4-204		913-3013-00
C180	4-68		DA855-035
C183	4-68		DA855-035
C184	4-246		557018U2P034R
C186, C187	4-289		851000X5U0102Z
C188	4-426		913-3013-00
C190	4-225		DA142-001CB
C191, C192	4-317		DA142-001CB
C193	4-204		913-3013-00
C194	4-231		DA142-001CB
C196	4-204		913-3013-00
C197	4-347		DA142-001CB
C198, C199	4-317		DA142-001CB
C200	4-347		DA142-001CB
C201	4-287		913-3013-00
C202	4-231		DA142-001CB
C203 thru C210	4-405		DA142-001CB
C211	4-254		41C92
C212	4-91		913-3013-00
C214	4-431		19C372
C215	4-155		19C372
C216	4-30		841011W5V0203Z
C217, C218	4-324		DM15F221J500WV
C219, C220	4-289		851000X5U0102Z
C221	4-313		41C92
C222	4-287		913-3013-00
C223	4-155		19C372
C224	4-204		913-3013-00
C224	4-250		841011W5V0203Z
C225	4-411		DA150-001CB
C226	4-289		851000X5U0102Z
C227	4-254		41C92
C228	4-263		327047X5T0102Z
C229	4-204		913-3013-00
C230	4-263		327047X5T0102Z
C231	4-187		DA150-001CB
C232	4-426		913-3013-00
C234	4-143		851000X5U0102Z
C235	4-176		913-3013-00
C236, C237	4-317		DA142-001CB
C238	4-313		41C92
C241	4-263		327047X5T0102Z
C242 thru C247	4-317		DA142-001CB
C248, C249	4-188		331013X5U0501K
C250, C251	4-317		DA142-001CB
C252	4-287		913-3013-00
C253	4-261		DA150-001CB
C254	4-416		D29343
C256	4-169		913-3012-00
C257	4-381		DM15C120K500WV
C259	4-196		D26717
C260	4-250		841011W5V0203Z
C261	4-422		DM15F101K500WV
C262	4-176		913-3013-00
C263	4-426		913-3013-00
C264	4-157		D29343
C265	4-201		851000X5U0102Z
C267	4-288		DM15C050K500WV
C268	4-314		DA150-001CB
C269	4-250		841011W5V0203Z
C270	4-69		DA855-007
C272	4-307		DM15C100J500WV
C273	4-261		DA150-001CB
C301	5-12		DA931-019
C301	5-12		DA931-020
C301	5-12		DA932-008
C301	5-12		DA532-009

REFERENCE DESIGNATION	FIG. AND INDEX NO.	FEDERAL STOCK NUMBER	MFR PART NUMBER
C301	5-12		DA933-048
C301	5-12		DA933-049
C301	5-12		DA933-050
C301	5-12		DA933-051
C301	5-12		DA934-038
C301	5-12		DA934-042
C302	5-11		DM20F102F500WV
C303	5-23		DM20F302F500WV
C304	5-16		DM15E201F300WV
C305	5-13		DA932-005
C305	5-13		DA933-017
C306, C307	5-22		20C109
C308	5-17		557018C0P039R
C309, C310	5-22		20C109
CR1 thru CR4	4-407		IN34A
CR5	4-305		IN950
CR6	4-333		IN34A
CR7	4-235		IN1490
CR301	5-18		IN34A
DS1	4-24		47
E30	4-215		6H12
FL1	4-394		526-9337-00
J2 thru J12	4-65		3501FP
J13	4-226		86CP11-1008
J14	4-115		13A
J15	4-139		JJ033
J16	4-65		3501FP
J17	4-448		274BC
J18 thru J23	4-65		3501FP
J24	4-448		274BC
J25	4-319		86CP9-1003
J26, J27	4-65		3501FP
K2	4-268		B106703
K3	4-90		KR2565
K4	4-232		110-3680
L1	4-294		J301-2000
L2	4-28		C0047327
L3	4-294		J301-2000
L4	4-44		X094-1
L5, L6	4-310		J301-220
L7	4-294		J301-2000
L9	4-99		X004-2
L10	4-377		546-7833-00
L11	4-310		J301-220
L12	4-247		J301-2000
L13	4-376		543-8123-002
L14	4-375		543-8028-002
L17	4-76		543-8024-00
L18	4-83		544-9701-00
L19	4-87		506-7848-002
L20	4-322		DM0170
L21	4-85		02242
L22	4-193		J301-220
L23	4-251		10404-20
L24	4-310		J301-220
L25	4-265		J301-220
L26	4-438		1840-30
L27	4-230		10100-131
L28	4-73		10404-36
L29	4-256		544-9700-00
L30	4-264		544-9699-00
L31	4-167		BS123
L32	4-73		10404-36
L33	4-294		J301-2000
L34	4-264		544-9699-00
L35	4-183		1840-30
L301, L302	5-15		543-7323-00
L303	5-9		543-7333-003
L304	5-24		240-0695-00
M1	4-107		458-0491-00
P17	4-64		20-3048
R1	4-427		RC07GF473K
R2	4-428		RC07GF105K
R3	4-435		RC20GF181K
R4	4-436		RC20GF683K
R5	4-191		RC07GF474K
R6	4-152		RC20GF102K
R7	4-150		RC20GF473K
R8	4-35		LL6075
R9	4-298		RC07GF560K
R11	4-297		RC07GF105K
R12	4-152		RC20GF102K
R13	4-179		RC07GF105K
R14	4-412		RC07GF271K
R15	4-19		376-4621-00
R16	4-412		RC07GF271K
R17	4-444		RC07GF104K
R18	4-403		RC32GF473K
R19	4-408		RC20GF470K
R20	4-402		RC42GF683K
R21	4-228		RC20GF470K
R22	4-190		RC20GF560K
R23	4-321		RC20GF121K
R24	4-19		376-4621-00

REFERENCE DESIGNATION	FIG. AND INDEX NO.	FEDERAL STOCK NUMBER	MFR PART NUMBER
R25	4-321		RC20GF121K
R26	4-302		RC07GF474K
R27	4-292		RC07GF104K
R28	4-298		RC07GF560K
R29	4-329		RC20GF221K
R30	4-19		376-4621-00
R31	4-292		RC07GF104K
R32	4-326		RC20GF101K
R33	4-304		RC32GF333K
R34	4-292		RC07GF104K
R35	4-158		RC20GF104K
R36	4-329		RC20GF221K
R37	4-303		RC20GF683K
R39	4-17		LL6067
R40	4-440		RC32GF104K
R41	4-443		RC20GF331K
R42	4-406		RC07GF825K
R43	4-16		LL6071
R44	4-442		RC20GF274K
R45	4-17		LL6067
R46	4-409		RC20GF222K
R47	4-402		RC42GF683K
R48	4-406		RC07GF825K
R49	4-158		RC20GF104K
R50	4-423		RC20GF473K
R51	4-424		RC07GF394K
R52	4-185		RC07GF394K
R53	4-429		RC07GF273K
R54	4-153		RC20GF105K
R55	4-195		RC20GF224K
R56	4-151		RC20GF562K
R57	4-152		RC20GF102K
R58	4-325		RC20GF102K
R59, R60	4-292		RC07GF104K
R61	4-293		RC20GF151K
R62	4-292		RC07GF104K
R63	4-297		RC07GF105K
R64	4-325		RC20GF102K
R65	4-337		RC20GF105K
R66	4-336		RC20GF224K
R67	4-332		RC20GF104K
R68	4-331		RC20GF153K
R69	4-145		RC32GF153K
R70	4-146		RC42GF223K
R71	4-417		RC20GF104K
R72	4-419		HM6821
R73	4-439		RC42GF153K
R74	4-428		RC07GF105K
R75	4-432		RC20GF100K
R76	4-423		RC20GF473K
R77	4-425		RC20GF102K
R78	4-179		RC07GF105K
R79	4-404		RC20GF393K
R80	4-150		RC20GF473K
R81	4-180		RC32GF562K
R82	4-202		RC07GF472K
R83	4-211		RC07GF335K
R84	4-140		LL5897
R85	4-207		RC20GF123K
R86	4-159		710-9000-00
R87	4-154		RC20GF682K
R88	4-199		RC20GF821K
R89	4-430		RC20GF184K
R90	4-171		RC20GF273K
R91	4-170		RC07GF473K
R92	4-117		LL6073
R93	4-179		RC07GF105K
R94	4-168		RC07GF225K
R95	4-151		RC20GF562K
R96	4-166		RC20GF224K
R98	4-191		RC07GF474K
R99	4-189		RC42GF123K
R100	4-147		RC32GF100K
R101	4-228		RC20GF470K
R102	4-152		RC20GF102K
R103	4-309		RC07GF103K
R104	4-248		RC20GF101K
R105	4-260		RC42GF223K
R106	4-249		RC20GF151K
R109 thru R114	4-238		RC20GF120K
R115	4-315		RC20GF222K
R116	4-212		RC20GF183K
R117	4-109		RC20GF102K
R118	4-311		RC07GF684K
R119	4-400		RC07GF155K
R120	4-177		RC20GF393K
R121	4-18		376-4622-00
R122	4-181		RC42GF473K
R123	4-108		RC20GF473K
R124	4-328		RC07GF392K
R125	4-296		RC20GF473K
R126	4-209		RC20GF821K

REFERENCE DESIGNATION	FIG. AND INDEX NO.	FEDERAL STOCK NUMBER	MFR PART NUMBER
R127	4-70		RC20GF104K
R128	4-445		RC07GF335K
R129	4-241		RC20GF102K
R130	4-214		RC20GF104K
R131	4-441		RC42GF333K
R132	4-20		376-4623-00
R133	4-212		RC20GF183K
R134	4-418		RC20GF124K
R136	4-302		RC07GF474K
R137	4-210		RC20GF823K
R138, R139	4-170		RC07GF473K
R140	4-410		RC07GF123K
R140	4-410		RC07GF153K
R140	4-410		RC07GF183K
R140	4-410		RC07GF223K
R140	4-410		RC07GF273K
R141	4-404		RC20GF393K
R142	4-316		RC42GF103K
R143	4-300		RC32GF152M
R144	4-301		RC32GF32K
R145	4-427		RC07GF473K
R146	4-245		710-9001-00
R147	4-182		RC20GF683K
R148	4-243		RC42GF821K
R149	4-152		RC20GF102K
R150	4-110		RC07GF181K
R151	4-358		RC07GF392K
R152	4-360		RC07GF562K
R153	4-291		RC42GF682K
R154	4-332		RC20GF104K
R155, R156	4-161		RC20GF155K
R157	4-229		RC32GF680K
R158	4-184		RC20GF221K
R159	4-325		RC20GF102K
R160	4-334		RC20GF124K
R161	4-242		RC20GF103K
R161	4-242		RC20GF123K
R161	4-242		RC20GF472K
R161	4-242		RC20GF562K
R161	4-242		RC20GF682K
R161	4-242		RC20GF822K
R162	4-175		RC20GF470K
R163	4-399		PW5-6001-10
R164, R165	4-173		RC20GF474K
R166	4-172		RC20GF681K
R167	4-248		RC20GF101K
R168	4-298		RC07GF560K
R169	4-325		RC20GF102K
R170	4-267		RC07GF104K
R171	4-428		RC07GF105K
R172	4-413		RC07GF820K
R173	4-262		RC42GF220K
R174	4-299		RC20GF560K
R175	4-175		RC20GF470K
R176	4-178		RC32GF472K
R177	4-156		RC42GF273K
R178	4-380		RC20GF183K
R179	4-370		RC20GF123K
R180	4-213		RC20GF154K
R181	4-428		RC07GF105K
R182	4-216		RC20GF680K
R183	4-297		RC07GF105K
R184	4-311		RC07GF684K
R188	4-330		RC20GF471K
R301	5-21		RC20GF104K
R302	5-25		RC20GF823J
R303	5-19		RC20GF104K
S1	2-45		MS35059-23
S2	4-387		182796CK
S3 thru S5	4-388		196305CK
S6	4-391		88216CK
S7	4-93		88128CK
S8	4-92		88130CK
S9	4-144		197029K4
S10	4-35		LL6075
S11	4-34		196302FLAC
S12	4-114		22698-6MLW
S13	4-137		22692-414W1
S14	4-387		182796CK
S15	4-138		191774-23
T1	4-101		X0031-1
T2	4-44		X094-1
T3	4-378		544-9715-00
T4	4-379		546-7945-00
T5	4-100		X083-1
T6	4-219		27682
T301	5-27		240-0665-00
V1	4-5		6AZ8
V2	4-6		6U8A
V3, V4	4-5		6AZ8
V5, V6	4-7		12AT7
V7	4-8		6DC6

REFERENCE DESIGNATION	FIG. AND INDEX NO.	FEDERAL STOCK NUMBER	MFR PART NUMBER
V8	4-9		6CL6
V9, V10	4-10		6146A
V11 thru V13	4-6		6U8A
V14, V15	4-12		6BN8
V16	4-11		6EB8
V17	4-12		6BN8
V301	5-1		6AU6
XDS1	4-25		DB718
XV1, XV2	4-448		274BC
XV3	4-164		274BC
XV4	4-449		TS103P01
XV5, XV6	4-342		TS103P01
XV7	4-340		TS102P01
XV9, XV10	4-266		168-013-1000
XV11	4-197		TS103P01
XV12, XV13	4-341		274BC
XV14	4-448		274BC
XV15, XV16	4-164		274BC
XV17	4-341		274BC
XV301	5-26		220-1189-00
XY1	4-36		544-2825-002
XY3	4-285		544-2825-002
XY15	4-39		TS0205C01
Y1	4-279		M08728
Y2	4-280		M08729
Y3	4-281		M08730
Y4	4-282		M08731
Y5	4-283		M08732
Y6	4-278		M08733
Y7	4-274		M08734
Y8	4-276		M08735
Y9	4-277		M08736
Y10	4-272		M08737
Y11	4-273		M08738
Y12	4-275		M08691
Y15	4-37		SC37-100R
Y16	4-142		290-8705-00
Y17	4-141		290-8706-00
Z1, Z2	4-67		543-8022-002
Z4	4-306		548-8217-00
Z5	4-45		X239-1
Z6, Z7	4-244		548-8217-00
POWER SUPPLY MP-1			
C1	6-8		183-1303-00
C2 thru C7	7-1		183-1551-00
C8	7-8		183-1571-00
C9 thru C11	7-4		183-1568-00
C12	7-8		183-1571-00
CR1	6-13		1N1115
CR2 thru CR14	7-9		1N1491
E1	7-10		549-3317-003
E7	6-9		RTMT12M
F1	6-14		264-0734-00
K1	6-19		KD3D12VDC
L1	6-18		10342
L2	6-10		10330
L3	6-17		10316
L4	6-11		10328
L5	7-7		10404-36
Q1, Q2	6-7		DA3F3
R1	6-6		0200L
R3	6-5		RW30V500
R4 thru R9	7-2		RC32GF224K
R10	7-3		RC32GF470K
R11	7-6		376-2376-00
R12	7-5		RC42GF682K
T1	6-20		10354
TB1	6-16		60085
XF1	6-15		HKP1-16
R-F LINEAR AMPLIFIER TYPE 30L-1			
B1	10-18		547-3702-00
C1, C2	12-4		913-3013-00
C3	11-4		183-1567-00
C4	11-13		DA134-048CB
C5	11-4		183-1567-00
C6	11-13		DA134-048CB
C7 thru C9	11-4		183-1567-00
C10	11-14		183-1563-00
C12	11-4		183-1567-00
C13	12-30		DM15E470J500WV
C14	12-19		DM15F101J500WV
C15	10-12		913-3013-00
C16	13-8		913-4329-00
C17	12-4		913-3013-00
C18	12-38		557018U2P034R
C19	12-37		DM15F271J500WV

REFERENCE DESIGNATION	FIG. AND INDEX NO.	FEDERAL STOCK NUMBER	MFR PART NUMBER
C20, C21	12-4		913-3013-00
C22 thru C25	12-9		DM15F221J500WV
C26 thru C30	12-4		913-3013-00
C31	13-21		DA858-003
C32	13-24		154-2
C33	13-7		CN817319
C34	13-8		913-4329-00
C35 thru C43	13-14		327047X5T0102Z
C44 thru C59	11-23		851000X5U0102Z
C60	12-22		DM15E820J500WV
C62	12-23		DM15F511J300WV
C63, C64	12-9		DM15F221J500WV
C65	12-21		DM15F181J500WV
C66	12-8		DM15F331J500WV
C67, C68	12-9		DM15F221J500WV
C69	12-20		DM15F151J500WV
C70	12-21		DM15F181J500WV
C71	13-14		327047X5T0102Z
C72	12-30		DM15E470J500WV
C73	12-19		DM15F101J500WV
C74	12-4		913-3013-00
C75	12-20		DM15F151J500WV
C76	12-19		DM15F101J500WV
CR1 thru CR16	11-24		1N1492
CR17 thru CR19	12-1		1N453
CR20	11-17		1N540
F1, F2	11-6		314008
J1 thru J3	12-17		360-0088-00
J4	12-15		UG58AU
K1	12-3		KRP2565-1
L3	12-29		10404-26
L8	12-5		30473
L9	13-22		547-3718-002
L10	13-26		547-3708-003
L11	13-6		34103
L12	13-18		Z14PBM17
L13	13-9		10402-24
L14	12-24		547-3659-003
L15	12-25		547-3660-003
L16	12-26		547-3661-003
L17	12-27		547-3662-003
L18	12-28		547-3663-003
L19	12-10		10402-22
M1	13-5		458-0592-00
R1	12-36		RC20GF472K
R2 thru R6	11-3		CM28047
R7	11-25		RC42GF152K
R8	11-26		RSM5-1R000F
R9	11-16		RC42GF470K
R10	11-28		RN65B1781F
R11	11-22		RN80B4024F
R12	12-2		710-9010-00
R13	11-3		CM28047
R15	11-15		RC42GF103K
R16	12-39		376-0205-00
R17, R18	10-13		RC42GF100K
R19, R20	12-35		RC20GF393K
R21 thru R24	12-11		RC32GF470K
R28	12-13		RC20GF390K
S1	12-34		214093LK1
S2	13-29		0811-113010109
S3	11-29		215870F1
S4	13-28		PA230-1005
S5	13-12		547-3632-002
S6	11-9		547-3632-002
S7	13-12		547-3632-002
T1	11-1		30175
TB1, TB2	11-18		1542A
TB3	11-19		1909
TB4	12-33		1542A
TB5, TB6	12-32		1520A
V1 thru V4	10-11		811
XF1, XF2	11-7		HKPHJRZZ
XV1 thru XV4	12-31		49RSS4
Z1, Z2	13-16		547-3654-002
DIRECTIONAL WATTMETER TYPE 302C-3			
C1, C2	15-9		682011
C3, C4	15-10		M23-500M
C5, C6	15-7		CC30LH430F
C7 thru C10	15-15		327047X5T0102Z
CR1, CR2	15-5		1N82A
L1, L2	15-6		10205-3
M1	14-12		458-0566-00
R1, R2	15-8		RN20X10R0F
R3	15-3		RN65B1002F
R3	15-3		RN65B1052F
R3	15-3		RN65B1102F
R3	15-3		RN65B1152F

REFERENCE DESIGNATION	FIG. AND INDEX NO.	FEDERAL STOCK NUMBER	MFR PART NUMBER
R3	15-3		RN65B1212F
R3	15-3		RN65B6361F
R3	15-3		RN65B5621F
R3	15-3		RN65B5901F
R3	15-3		RN65B6191F
R3	15-3		RN65B6491F
R3	15-3		RN65B6811F
R3	15-3		RN65B7151F
R3	15-3		RN65B7501F
R3	15-3		RN65B7871F
R3	15-3		RN65B8251F
R3	15-3		RN65B8661F
R3	15-3		RN65B9091F
R3	15-3		RN65B9531F
R4	15-3		RN65B1002F
R4	15-3		RN65B1052F
R4	15-3		RN65B1102F
R4	15-3		RN65B1152F
R4	15-3		RN65B1212F
R4	15-3		RN65B5361F
R4	15-3		RN65B5621F
R4	15-3		RN65B5901F
R4	15-3		RN65B6191F
R4	15-3		RN65B6491F
R4	15-3		RN65B6811F
R4	15-3		RN65B7151F
R4	15-3		RN65B7501F
R4	15-3		RN65B7871F
R4	15-3		RN65B8251F
R4	15-3		RN65B8661F
R4	15-3		RN65B9091F
R4	15-3		RN65B9531F
R5	15-4		RN65B1001F
R5	15-4		RN65B1051F
R5	15-4		RN65B1101F
R5	15-4		RN65B1151F
R5	15-4		RN65B1211F
R5	15-4		RN65B1271F
R5	15-4		RN65B1331F
R5	15-4		RN65B1401F
R5	15-4		RN65B1471F
R5	15-4		RN65B1541F
R5	15-4		RN65B1621F
R5	15-4		RN65B1691F
R5	15-4		RN65B1781F
R5	15-4		RN65B1871F
R5	15-4		RN65B1961F
R5	15-4		RN65B2051F
R5	15-4		RN65B2151F
R5	15-4		RN65B2261F
R5	15-4		RN65B2371F
R5	15-4		RN65B2491F
R5	15-4		RN65B27870F
R5	15-4		RN65B28250F
R5	15-4		RN65B38660F
R5	15-4		RN65B9090F
R5	15-4		RN65B9530F
R6	15-4		RN65B1001F
R6	15-4		RN65B1051F
R6	15-4		RN65B1101F
R6	15-4		RN65B1151F
R6	15-4		RN65B1211F
R6	15-4		RN65B1271F
R6	15-4		RN65B1331F
R6	15-4		RN65B1401F
R6	15-4		RN65B1471F
R6	15-4		RN65B1541F
R6	15-4		RN65B1621F
R6	15-4		RN65B1691F
R6	15-4		RN65B1781F
R6	15-4		RN65B1871F
R6	15-4		RN65B1961F
R6	15-4		RN65B2051F
R6	15-4		RN65B2151F
R6	15-4		RN65B2261F
R6	15-4		RN65B2371F
R6	15-4		RN65B2491F
R6	15-4		RN65B27870F
R6	15-4		RN65B28250F
R6	15-4		RN65B38660F
R6	15-4		RN65B9090F
R6	15-4		RN65B9530F
S1	14-9		198789H1
T1	15-13		542-0916-002
STATION CONTROL TYPE 312B-4			
C1	18-4		PJ2W1
C2 thru C5	18-2		19C372
C6	18-9		330205
C7	18-8		160P33402

REFERENCE DESIGNATION	FIG. AND INDEX NO.	FEDERAL STOCK NUMBER	MFR PART NUMBER
J1	17-6		JJ033
J2	17-14		360-0088-00
J3	18-23		360-0088-00
J4	18-16		360-0088-00
J5 thru J7	18-23		360-0088-00
L1, L2	18-1		C0047409
LS1	17-20		SP57F
M1	17-9		458-0467-00
R1, R2	18-5		RC20FG101K
R3	18-5		RC20GF821K
R4 thru R6	18-5		RC20GF101K
R8	18-6		RC20GF821K
R9	18-5		RC20GF101K
R10	18-12		LL6071
R11, R12	18-7		RN70B2610F
R13	18-18		RC20GF391K
R14	18-10		RC20GF271K
R15	18-18		RC20GF391K
R16	18-10		RC20GF271K
S1	17-3		89077N1
S2	17-4		189078J1
S3	17-8		182971F1
T1, T2	18-13		28849
TB1	18-19		1781
TB2	18-20		1775
CAR MOUNT TYPE 351D-2			
L1	20-22		10100-131
ANTENNA TUNER TYPE 180S-1			
C101	21-18		919-0158-00
C102	21-35		154-36-1
C103 thru C112	21-50		850S100NPORM10PCT
J101, J102	21-58		9779-1
J103	21-52		9779-1
J104	21-61		UG58AU
J105	21-52		9779-1
L101	21-39		980-0111-00
POWER AMPLIFIER TYPE 30S-1			
B101	24-158		L3012-2
C102	24-134		913-3013-00
C103	24-103		850S5ZPORM5PCT
C104	24-161		913-3538-00
C105	24-109		913-3013-00
C107	24-119		DA165-012CB
C108	24-118		913-3572-00
C109	24-116		DA136-023CB
C110	24-117		DA136-025CB
C111	24-138		DM15C050K500WV
C112	25-5		557018U2P034R
C113, C114	25-1		913-3013-00
C115	24-102		913-3703-00
C116	24-143		2443X5S151K
C117	24-134		913-3013-00
C118	24-66		DA858-003
C120	24-68		154-16
C121, C122	24-72		154-32
C123 thru C125	24-134		913-3013-00
C127	24-99		913-3539-00
C128, C129	24-134		913-3013-00
C131	24-94		913-3013-00
C132, C133	24-98		913-3013-00
C134	24-167		DM15E330K500WV
C135	24-98		913-3013-00
C137	24-115		DA165-012CB
C138	24-114		913-3581-00
C139	24-113		DA165-007CB
C140	25-1		913-3013-00
C141	24-94		913-3013-00
C142	24-134		913-3013-00
C143	24-95		913-3539-00
C144	24-153		913-3013-00
C145	25-1		913-3013-00
C146	24-144		327047X5T0102Z
C147	24-112		DA136-022CB
C148	24-110		DA136-024CB
C149	24-144		327047X5T0102Z
C150, C151	24-111		DA136-019CB
C201, C202	23-4		913-3013-00
C203	28-8		D29075
C204	27-33		D29076
C205	27-47		CP70E1EH504K1
C206	27-45		930-0035-00
C207, C208	27-49		930-4314-00
C209, C210	28-5		BR50-150
C211	28-33		D29668
C212, C213	27-29		913-3013-00

Section III
Reference Designation Index

T. O. 31R2-4-183-4

REFERENCE DESIGNATION	FIG. AND INDEX NO.	FEDERAL STOCK NUMBER	MFR PART NUMBER
C214	28-10		913-3013-00
C215, C216	28-1		913-3013-00
C217, C218	28-19		913-3013-00
C219	28-11		160P10494
C221	28-28		DD16-103
C251 thru C258	28-29		40C286A
C259	27-1		913-3539-00
C260	28-2		183-1311-00
CR101A, CR101B	25-3		544-6886-00
CR201 thru CR204	28-30		1N1492
CR206	26-3		1N1084
CR206 thru CR208	28-17		50
CR209	26-3		1N1084
CR210, CR211	28-13		1N457
CR212 thru CR215	28-30		1N1492
CR216	23-11		1N1492
DS201	24-20		47
DS202	23-25		47
DS203	24-20		47
F201	26-4		MDX3 2-10
F202, F203	26-7		ABC12
F204	26-6		ABC8
F205	26-5		F02R250V1AS
J101, J102	24-166		360-0088-00
J103	24-176		UG58AU
J201 thru J203	27-52		360-0088-00
J204	27-14		DS2001
K101	24-78		AH1000
K102	24-100		545-3120-00
K201	28-21		970-1921-00
K202	26-9		B2133
K203	28-20		98650-0416
K204	28-22		KR2609-2
K205	27-26		KR2650
L101	24-62		544-6950-002
L102	24-65		540-7979-002
L102	24-136		4424-6
L104	24-77		545-7604-00
L105	24-71		49966
L106, L107	25-4		C0047409
L108	24-135		J301-2000
L109	24-67		544-6900-00
L110	24-126		544-6999-003
L111	24-127		544-6998-003
L112	24-128		544-7002-003
L113	24-129		544-7001-003
L114	24-130		544-7000-003
L115	24-120		545-7814-00
L201	27-43		27488
L202	27-48		29397
M201	23-29		458-0483-00
M202	23-28		458-0484-00
P101, P102	27-27		3501MC
R101, R102	25-2		RN65B3832F
R104	24-137		RC32GF102K
R105	24-56		376-3275-00
R106	24-57		RA20NASD501A
R201	27-38		710-2026-00

REFERENCE DESIGNATION	FIG. AND INDEX NO.	FEDERAL STOCK NUMBER	MFR PART NUMBER
R202	28-7		RC42GF471K
R203	27-36		710-3542-00
R204	23-5		RS7-10R10G
R205 thru R207	27-32		710-2133-00
R209	23-7		RN70B8060F
R210	27-40		RC42GF102J
R211 thru R214	27-41		RC42GF105J
R215	27-38		710-2026-00
R217	23-9		RC20GF204J
R218	28-4		RC32GF222K
R219	28-24		377-0305-00
R220	28-6		RC32GF332K
R221	23-6		RN65B1100F
R222, R223	27-7		RW32G100
R225	23-8		RC42GF560K
R226	28-12		RN30R1002F
R227	28-14		RN70B1001F
R228	28-15		RN65B1212F
R229	27-41		RC42GF105J
R230	28-25		735-0204-00
R231	23-17		RC32GF473K
R232	28-3		RW31V100
R233	27-38		710-2026-00
R234	28-9		RC42GF470K
R235	23-10		RC32GF472K
S103	24-90		8411K4
S201	23-21		7665K4
S202	23-20		83001
S203	23-23		260-2696-00
S205	26-44		8411K4
S207	23-18		259-1027-00
S208	23-22		260-2697-00
T101	24-141		27370
T102	24-145		27658
T103	24-142		28618
T201	27-4		E12351
T202	27-42		E10883
T203	28-16		27380
TB101, TB102	24-58		1775
TB103, TB104	24-168		1774
TB105	25-6		544-6970-002
TB202	28-47		306-0083-00
TB202	28-31		545-6149-002
TB203	28-47		306-0083-00
TB204, TB205	28-46		1542A
TB206	28-49		1525A
TB207	28-48		5246A
V101	24-152		4CX1000A
V201, V202	26-1		3B28
V203	26-2		12AL5
XDS201	24-21		DB718
XDS202	23-26		262-0627-00
XDS203	24-21		DB718
XF201 thru XF203	28-53		HKPHJRZZ
XF204	27-13		HKPHJRZZ
XF205	28-53		HKPHJRZZ
XK202	28-52		88-8TM
XV101	24-160		Y131A
XV201, XV202	27-2		224
XV203	28-51		241BC
Z101	24-104		544-6876-00

SECTION IV
GROUP ASSEMBLY PARTS LIST




Figure 1. Transceiver, Single Sideband, Portable KWM-2A and Accessory Equipment

FIG. AND INDEX NO.	MFR PART NUMBER	DESCRIPTION										MFR CODE	UNITS PER ASSY.	USE ON CODE
			1	2	3	4	5	6	7	8	9			
1-	NO NUMBER	TRANSCEIVER, SINGLE SIDEBAND, PORTABLE KWM-2A and accessory equipment												1
-1	522-2639-004	. POWER SUPPLY PM-2 See fig. 2												1
		ATTACHING PARTS												
	545-7702-002	. KNOB												2
	545-7688-002	. NUT, Chassis												2
	Com1	. NUT, Plain, hex, stainless steel, 3/8-32 thread 334-4120-00										77250		2
	AN936A616	. WASHER 373-0085-00												2
	Com1	. WASHER, Flat, stainless steel, 0.390 id, 0.875 od, 0.060 thk 310-0052-00										79807		2
		-----*												
-2	4C1520	. CABLE ASSY, R-F 426-5145-00										82389		1
-3	522-1792-00	. TRANSCEIVER KWM-2A See fig. 3												1
-4	597-0393-00	. CASE, CARRYING CC-2												1
-5	522-2750-00	. POWER SUPPLY MP-1 See fig. 6												1
-6	597-0404-00	. KIT, CRYSTAL CPN-1 See fig. 8												1
-7	522-2051-00	. CABLE ASSY TYPE 440E-1												1
-8	3-24	. . SHIELD, Electrical connector 372-1762-00												1
-9	78S11M1005	. . CONNECTOR, Plug 372-1952-00										02660		1
-10	097-5945-00	. MICROPHONE, With coil cord, plug and Collins nameplate										02660		1
-11	522-2375-00	. AMPLIFIER, LINEAR, R-F TYPE 30L-1 See fig. 9												1
-12	522-1696-00	. WATTMETER, DIRECTIONAL TYPE 302C-3 See fig. 14												1
-13	505-2782-032	. SHOCKMOUNT ASSY TYPE 350D-3 See fig. 16												1
-14	522-1167-011	. CONTROL, STATION TYPE 312B-4 See fig. 17												1
-15	522-1480-013	. FRAME, MOUNTING TYPE 351E-2 See fig. 19												1
-16	522-1482-013	. FRAME, MOUNTING TYPE 351E-4 See fig. 19												1
-17	522-1726-00	. MOUNT, CAR TYPE 351D-2 See fig. 20												1
-18	597-0403-00	. CASE, CARRYING CC-3												1
-19	099-1106-00	. ANTENNA, Tape, 3.4 to 30 mc												1
-20	522-0651-012	. TUNER, ANTENNA TYPE 180S-1 See fig. 21												1
-21	522-1286-011	. AMPLIFIER, POWER TYPE 30S-1 See fig. 22												1
-22	NO NUMBER	. CABLE ASSY See fig. 29												1




Figure 2. Power Supply Type PM-2

FIG. AND INDEX NO.	MFR PART NUMBER	DESCRIPTION	1 2 3 4 5 6 7 8 9									MFR CODE	UNITS PER ASSY.	USE ON CODE	
2-	522-2639-004	. POWER SUPPLY TYPE PM-2 See fig. 1-1 for nha													REF
-1	280-3034-00	. LABEL, Foil, 55/64 wide x 1-7/32 lg, inscribed TYPE PM-2													1
-2	548-9452-004	. CASE, Power supply													1
	MS35216-23	. ATTACHING PARTS													
	MS35338-79	. SCREW 343-0167-00													2
		. WASHER 310-0282-00													2
		-----*													
-3	548-9440-002	. CHANNEL, Rubber													1
-4	9105B	. BUMPER, Rubber 200-1788-00											77969		4
-5	548-9451-004	. CASE, Power supply													1
-6	548-9454-005	. CHASSIS ASSY													1
-7	548-9445-003	. CHASSIS ASSY, Power supply													1
		. ATTACHING PARTS													
	MS35216-25	. SCRFW 343-0169-00													4
		-----*													
-8	1N1492	. SEMICONDUCTOR DEVICE, Diode 353-1661-00											24446		9
-9	RC32GF470K	. RESISTOR 745-3296-00													1
-10	E26A817	. CAPACITOR, Fixed 183-1040-00											04222		2
-11	RW67V200	. RESISTOR 747-5426-00													1
-12	RC32GF472K	. RESISTOR 745-3380-00													1
-13	RC32GF392K	. RESISTOR 745-3377-00													1
-14	548-9446-003	. TERMINAL BOARD													1
-15	548-9442-002	. INSULATOR, Standoff													2
		. ATTACHING PARTS													
	MS35216-25	. SCREW 343-0169-00													2
		-----*													
-16	RC32GF274K	. RESISTOR 745-3454-00													4
-17	1529A	. TERMINAL BOARD 306-0587-00											71785		2
-18	1525A	. TERMINAL BOARD 306-0001-00											71785		1
-19	548-9449-003	. LOUDSPEAKER, Permanent magnet													1
		. ATTACHING PARTS for 16 thru 19													
	MS35216-24	. SCREW 343-0168-00													4
	MS35338-79	. WASHER 310-0282-00													4
		-----*													
-20	548-9441-002	. SCREEN, Speaker													1
-21	540-9241-003	. POST, Electrical-mechanical equipment													4
		. ATTACHING PARTS for 20 and 21													
	MS35216-24	. SCREW 343-0169-00													4
	MS35338-79	. WASHER 310-0282-00													4
	Coml	. WASHER, Flat, stainless steel, 0.147 id, 0.312 od, 0.032 thk 310-0046-00											79807		4
-22	3A07X024	. LOUDSPEAKER, Permanent magnet 271-0232-00											74199		1
-23	306-0698-00	. TERMINAL BOARD, Phenolic, 1/16 x 3/8 x 21/32 in.													1
		. ATTACHING PARTS													
	Coml	. NUT, Plain, hex, stainless steel, 8-32 thread 313-0017-00											77250		1
	MS35337-80	. WASHER 310-0283-00													1
	Coml	. WASHER, Flat, stainless steel, 0.172 id, 0.437 od, 0.036 thk 310-0048-00											79807		1
	MS35216-40	. SCREW 343-0187-00													1
		-----*													
-24	540-9464-003	. POST, Electrical-mechanical equipment													2
		. ATTACHING PARTS													
	MS35216-25	. SCREW 343-0169-00													2
	MS35338-79	. WASHER 310-0282-00													2
		-----*													
-25	HP6N	. CLAMP, Loop 150-1543-00											09922		1
		. ATTACHING PARTS													
	AN340C6	. NUT 313-0002-00													1
	MS35338-79	. WASHER 310-0282-00													1
	Coml	. WASHER, Flat, stainless steel, 0.147 id, 0.375 od, 0.031 thk 310-6360-00											79807		1
	MS35216-25	. SCREW 343-0169-00													1
		-----*													
-26	4C1664	. CABLE ASSY, Special purpose, electrical 426-5160-00											82389		1
-27	AN931-3-5	. GROMMET													1
2-	548-9448-003	. WIRING HARNESS, Branched													1
-28	545-7705-002	. SOCKET, Electron tube													1
-29	548-9450-003	. SHELL, Electrical connector													1
		. ATTACHING PARTS for 28 and 29													
	Coml	. SETSCREW, Stainless steel, 8-32 x 3/16 lg 335-0041-00											08664		1
	MS33200-12	. SCREW 342-0044-00													4
	Coml	. WASHER, Flat, nickel plated brass, 0.125 id, 0.312 od, 0.028 thk 310-0054-00											79807		4
		-----*													
-30	9105B	. BUMPER, Rubber 200-1788-00											77969		4
-31	775	. TERMINAL, Stud 306-0384-00											81312		1
		. ATTACHING PARTS													
	AN340C6	. NUT 313-0002-00													1
	MS35338-79	. WASHER 310-0282-00													1
		-----*													
-32	RC42GF104K	. RESISTOR 745-5736-00													1
-33	1518BS82524G	. GROMMET, Rubber 200-1050-00											14370		1
-34	183-1576-00	. CAPACITOR, Fixed, electrolytic, 100 uf +100 -10%, 350 vdcw													4
-35	139-3171-00	. RETAINER, Capacitor, steel, accommodates 1 dia material													4
		. ATTACHING PARTS													
	MS20470AD4-3	. RIVET 305-1168-00													2
		-----*													
-36	C2827-020-67	. CLIP, Spring tension 139-2798-00											78553		2
-37	377-0310-00	. RESISTOR, Variable, wirewound, 5000 ohms 10%, 2 w													1
		. ATTACHING PARTS													
	Coml	. NUT, Plain, hex, stainless steel, 3/8-32 thread 313-0064-00											77250		1
	AN936A616	. WASHER 373-0085-00													1
		-----*													
-38	F02A250V2AS	. FUSE													1

Section IV
Group Assembly Parts List

T.O. 31R2-4-183-4

FIG. AND INDEX NO.	MFR PART NUMBER	DESCRIPTION	1 2 3 4 5 6 7 8 9									MFR CODE	UNITS PER ASSY.	USE ON CODE
			1	2	3	4	5	6	7	8	9			
2-39	F02A250V4AS	. . . FUSE 264-0449-00												1
-40	HKP1-16	. . . FUSEHOLDER 265-1002-00										71400		2
-41	BC2950A	. . . TRANSFORMER, Power 662-0033-00										97315		1
		ATTACHING PARTS												
	Com1	. . . NUT, Plain, hex, stainless steel, 8-32 thread 313-0017-00										77250		3
	MS35337-80	. . . WASHER 310-0283-00												3
	Com1	. . . WASHER, Flat, stainless steel, 0.172 id, 0.437 od, 0.036 thk 310-0048-00										79807		3
	MS35216-42	. . . SCREW 343-0189-00												3
		-----*												
-42	350	. . . ADAPTER, Connector 368-0138-00										08556		1
-43	426-5175-00	. . . CABLE ASSY, Power, electrical, 125 vrms, 10 amp, 6 ft 1-1/8 in. lg												1
-44	2283	. . . GROMMET, Rubber 201-0006-00										70485		1
-45	MS35059-23	. . . SWITCH 266-3060-00												1
-46	EL240	. . . CAPACITOR, Fixed 183-1009-00										58289		1
-47	BC2951	. . . REACTOR 668-0005-00										97315		1
		ATTACHING PARTS												
	Com1	. . . NUT, Plain, hex, stainless steel, 8-32 thread 313-0017-00										77250		1
	AN340B8	. . . NUT 313-0054-00												1
	Com1	. . . WASHER, Lock, bronze, split ring, 0.168 id, 0.296 od, 0.040 thk 310-0079-00										79807		1
	Com1	. . . WASHER, Flat, stainless steel, 0.172 id, 0.437 od, 0.036 thk 310-0048-00										79807		1
	MS35216-40	. . . SCREW 343-0187-00												1
	MS35214-42	. . . SCREW 343-0311-00												1
		-----*												
-48	2281	. . . GROMMET, Rubber 201-0004-00										70485		2
-49	901	. . . GROMMET, Rubber 201-1040-00										75543		1
-50	548-9456-005	. . . CHASSIS, Electrical equipment												1
-51	CL632-2	. . . NUT, Plain, clinch 334-0066-00										46384		2
-52	CL832-2C	. . . NUT, Plain, clinch 334-0559-00										46384		1
-53	548-9455-005	. . . CHASSIS, Electrical equipment												1
3-	522-1792-00	. . . TRANSCEIVER KWM-2A See fig. 1-3 for nha												REF
-1	747R	. . . BUMPER, Rubber 200-5010-00										75543		4
-2	543-8101-002	. . . FOOT, Cab												2
		ATTACHING PARTS for 1 and 2												
	MS35216-27	. . . SCREW 343-0171-00												2
	MS35216-28	. . . SCREW 343-0173-00												2
	MS35216-33	. . . SCREW 343-0180-00												2
	Com1	. . . WASHER, Flat, nickel plated brass, 0.147 id, 0.312 od, 0.032 thk 310-0055-00										79807		4
		-----*												
-3	544-7239-002	. . . STOP, Lid												2
		ATTACHING PARTS												
	Com1	. . . SETSCREW, Stainless steel, 6-40 x 1/8 lg 328-0019-00										08664		2
		-----*												
-4	544-9745-005	. . . CABINET, Transceiver												1
		ATTACHING PARTS												
	MS35198-25	. . . SCREW 342-0168-00												2
		-----*												
-5	545-9114-00	. . . TRANSCEIVER SUBASSEMBLY See fig. 4												1
-6	S060CADORZNPL	. . . KEY, Socket head screw 024-2900-00										08664		1
-7	S076-4CADORZNPL	. . . KEY, Socket head screw 024-9730-00										08664		1
-8	S094CADORZNPL	. . . KEY, Socket head screw 024-0019-00										08664		1
-9	S110CADORZNPL	. . . KEY, Socket head screw 024-9710-00										08664		1
-10	PJ068	. . . PLUG 361-0001-00												1
-11	3501MC	. . . PLUG, Telephone 361-0062-00										82389		2




Figure 3. Transceiver KWM-2A

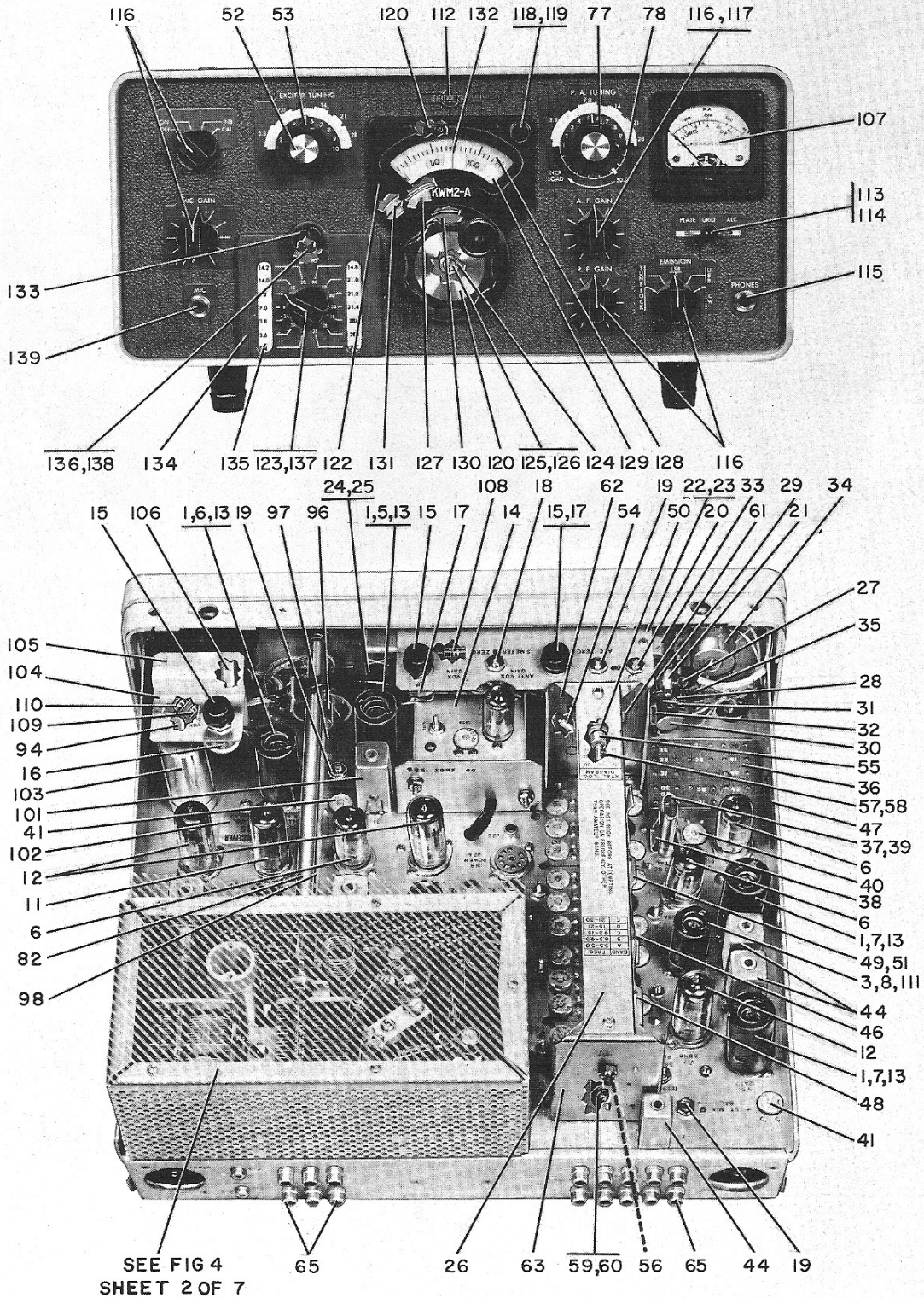


Figure 4. Transceiver Subassembly (Sheet 1 of 7)

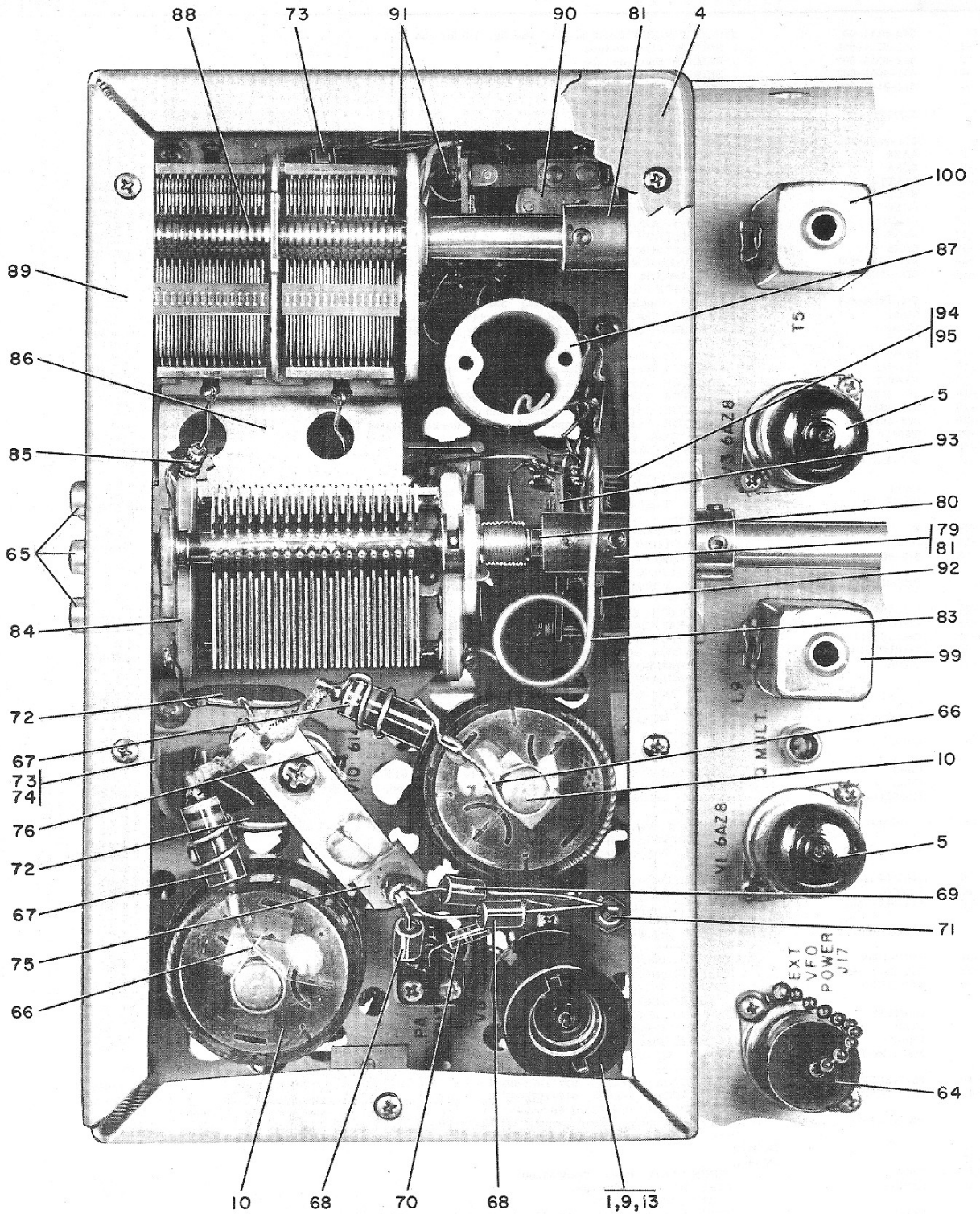


Figure 4. Transceiver Subassembly (Sheet 2 of 7)

FIG. AND INDEX NO.	MFR PART NUMBER	DESCRIPTION									MFR CODE	UNITS PER ASSY.	USE ON CODE
		1	2	3	4	5	6	7	8	9			
4-	545-9114-00	. . .	TRANSCEIVER SUBASSEMBLY	See fig. 3-5 for nha								REF	
-1	541-6554-003	. . .	SIELD, Electron tube									4	
-2	541-6555-003	. . .	SIELD, Electron tube									1	
-3	541-6551-003	. . .	SIELD, Electron tube									1	
-4	544-3146-003	. . .	COVER, Chassis assy									1	
	MS35214-12	. . .	SCREW 343-0285-00									5	
4-	544-9691-00	. . .	KIT, Tube									1	
-5	6AZ8	. . .	ELECTRON TUBE 255-0333-00							49671		3	
-6	6U8A	. . .	ELECTRON TUBE 255-0328-00							49671		4	
-7	12AT7	. . .	ELECTRON TUBE 255-0205-00							49671		2	
-8	6DC6	. . .	ELECTRON TUBE 255-0226-00							49671		1	
-9	6CL6	. . .	ELECTRON TUBE 255-0216-00							49671		1	
-10	6146A	. . .	ELECTRON TUBE 256-0149-00							94991		2	
-11	6EB8	. . .	ELECTRON TUBE 255-0336-00							82219		1	
-12	6BN8	. . .	ELECTRON TUBE 255-0335-00							82219		3	
-13	541-6533-003	. . .	RETAINER, Electron tube									5	
-14	522-1093-00	. . .	OSCILLATOR, R-F TYPE 70K-2	See fig. 5								1	
	PK75XZ6-4-1	. . .	SCREW, Tapping, thread forming	330-0735-00						45722		2	
	Coml	. . .	WASHER, Flat, nickel plated brass, 0.147 id, 0.312 od, 0.032 thk	310-0055-00						79807		2	
	Coml	. . .	SETScrew, Stainless steel, 6-40 x 1/8 lg	328-0019-00						08664		2	
-15	1400	. . .	KNOB 281-0069-00							72513		3	
-16	LL6071	. . .	RESISTOR, Variable 376-7206-00							71450		1	
-17	LL6067	. . .	RESISTOR, Variable 376-7202-00							71450		2	
-18	376-4622-00	. . .	RESISTOR, Variable, composition, 100,000 ohms 20%, 0.2 w									1	
-19	376-4621-00	. . .	RESISTOR, Variable, composition, 250 ohms 20%, 0.2 w									3	
-20	376-4623-00	. . .	RESISTOR, Variable, composition, 1000 ohms 20%, 0.2 w									1	
-21	T50410	. . .	CAPACITOR, Variable 318-0052-00							72136		1	
-22	544-9723-003	. . .	BRACKET, Mounting									2	
-23	540-9053-003	. . .	POST, Electrical-mechanical equipment									2	
	Coml	. . .	SCREW, Machine, nickel plated brass, oval head, 4-40 x 7/16 lg	319-0043-00						77250		2	
	PK75XZ4-4-1	. . .	SCREW, Tapping, thread forming	330-0731-00						45722		1	
-24	47	. . .	LAMP, Incandescent 262-3240-00							24446		1	
-25	DB718	. . .	LAMPHOLDER 262-1210-00							74056		1	
-26	543-8062-002	. . .	BAR, Support									1	
	PK75XZ6-4-1	. . .	SCREW, Tapping, thread forming	330-0735-00						45722		2	
-27	851000X5U0102Z	. . .	CAPACITOR, Fixed 313-3009-00							72982		1	
-28	C0047327	. . .	COIL, R-F 240-0199-00							95265		1	
-29	DM15F471J300WV	. . .	CAPACITOR, Fixed 312-2364-00							72136		1	
-30	841011W5V0203Z	. . .	CAPACITOR, Fixed 313-2142-00							72982		1	
-31	1520A	. . .	TERMINAL BOARD 306-9033-00							71785		1	
	Coml	. . .	NUT, Plain, hex, nickel plated brass, 4-40 thread	313-0156-00						77250		1	
	Coml	. . .	WASHER, Lock, bronze, split ring, 0.115 id, 0.212 od, 0.025 thk	310-0076-00						79807		1	
	MS35214-12	. . .	SCREW 343-0285-00									1	
-32	HP7N	. . .	CLAMP, Loop 150-1544-00							08922		1	
	Coml	. . .	NUT, Plain, hex, nickel plated brass, 4-40 thread	313-0156-00						77250		1	
	Coml	. . .	WASHER, Flat, nickel plated brass, 0.125 id, 0.312 od, 0.028 thk	310-0054-00						79807		1	
	MS35214-12	. . .	SCREW 343-0285-00									1	
-33	544-9714-002	. . .	BRACKET, Mounting									1	
	PK75XZ4-4-1	. . .	SCREW, Tapping, thread forming	330-0731-00						45722		1	
-34	196302FIAC	. . .	SWITCH, Rotary 259-1075-00							76854		1	
-35	LL6075	. . .	RESISTOR, Variable 376-7404-00							71450		1	
-36	544-2825-002	. . .	SOCKET, Crystal									1	
	MS35198-16	. . .	SCREW 342-0156-00									2	
-37	SC37-100R	. . .	CRYSTAL UNIT, Quartz 289-1424-00							94148		1	
-38	544-2844-002	. . .	CLIP, Electrical									1	
-39	TS0205C01	. . .	SOCKET 292-0082-00									1	
	AN340B2	. . .	NUT 313-0050-00									1	
	Coml	. . .	WASHER, Corprene, 0.093 id, 0.250 od, 0.016 thk	302-0023-00						05294		2	
	Coml	. . .	WASHER, Flat, nickel plated brass, 0.093 id, 0.250 od, 0.028 thk	310-0053-00						79807		1	
	MS35198-7	. . .	SCREW 342-0147-00									1	
-40	557018COP017R	. . .	CAPACITOR, Variable 317-1072-00							72982		1	
-41	557018COP039R	. . .	CAPACITOR, Variable 317-1073-00							72982		2	
	PK75XZ4-4-1	. . .	SCREW, Tapping, thread forming	330-0731-00						45722		6	
-42		. . .	Deleted										
-43		. . .	Deleted										
-44	X094-1	. . .	TUNING UNIT, R-F 278-0293-00							81815		1	
-45	X239-1	. . .	COIL, R-F 278-0538-00							81815		1	
	Coml	. . .	NUT, Plain, hex, nickel plated brass, 4-40 thread	313-0156-00						77250		2	
-46	544-3139-002	. . .	SPRING									1	
-47	280-3073-00	. . .	PLATE, Temperature indicating, 1/4 wide x 1/4 lg, inscribed with temperature in degrees f									1	

FIG. AND INDEX NO.	MFR PART NUMBER	DESCRIPTION	MFR CODE	UNITS PER ASSY.	USE ON CODE			
						1	2	3
4-48	57-634-5	... CORE, Adjustable tuning 288-2509-00	78488	5				
-49	543-8030-00	... TABLE, Slug		1				
		ATTACHING PARTS						
	MS35214-3	... SCREW 343-0299-00		2				
	Coml	... WASHER, Corprene, 0.093 id, 0.250 od, 0.016 thk 302-0023-00	05284	2				
	543-8103-002	... SPRING		2				
		-----*						
-50	543-8029-00	... STRAP, Slug rack		2				
		ATTACHING PARTS						
	R4012X5-32PLAIN	... RIVET, Tubular 305-2021-00	12014	2				
		-----*						
-51	543-8070-003	... TABLE, Slug		1				
-52	543-8043-00	... KNOB		1				
-53	543-8089-002	... KNOB		1				
-54	546-2130-002	... STOP, Threaded		1				
-55	544-9722-003	... SHAFT, Tube		1				
-56	SSL-8A1BWBALL	... BEARING, Ball, annualr 309-0019-00	43334	1				
		ATTACHING PARTS for 55 and 56						
	MS20365B1032A	... NUT 333-0390-00		1				
	Coml	... SETSCREW, Stainless steel, 10-32 x 1/2 lg 328-0028-00	08664	1				
		-----*						
-57	1-4A1BWBALL	... BALL, Bearing 309-5300-00	43334	4				
-58	544-9705-002	... SHAFT, Sun		1				
-59	543-8087-002	... PULLEY, Idler		2				
-60	543-8065-002	... SPACER, Sleeve		2				
		ATTACHING PARTS for 59 and 60						
	PK75XZ8-14-1	... SCREW, Tapping, thread forming 330-0745-00	45722	2				
		-----*						
-61	A238-5MILL6085A	... BEARING, Sleeve 309-0424-00	70417	3				
		ATTACHING PARTS						
	Coml	... NUT, Plain, hex, nickel plated brass, 4-40 thread 313-0156-00	77250	1				
	Coml	... WASHER, Lock, bronze, split ring, 0.115 id, 0.212 od, 0.025 thk 310-0076-00	79807	1				
	MS35214-16	... SCREW 343-0289-00		1				
	MS35214-18	... SCREW 343-0291-00		1				
	PK75XZ4-6-1	... SCREW, Tapping, thread forming 330-0733-00	45722	2				
		-----*						
-62	544-9720-003	... BRACKET, Mounting, front		1				
-63	544-9721-003	... BRACKET, Mounting, rear		1				
		ATTACHING PARTS for 62 and 63						
	Coml	... NUT, Plain, hex, nickel plated brass, 4-40 thread 313-0156-00	77250	1				
	Coml	... WASHER, Lock, bronze, split ring, 0.115 id, 0.212 od, 0.025 thk 310-0076-00	79807	1				
	MS35200-16	... SCREW 342-0048-00		1				
	PK75XZ6-4-1	... SCREW, Tapping, thread forming 330-0735-00	45722	4				
		-----*						
-64	20-3048	... ADAPTER, Connector 372-1819-00	02660	1				
		ATTACHING PARTS						
	AN340B4	... NUT 313-0051-00		1				
	AN936B4B	... WASHER 373-7010-00		1				
	MS35214-13	... SCREW 343-0286-00		1				
		-----*						
-65	3501FP	... JACK, Tip 360-0148-00	82389	20				
4-	544-3125-002	... SUPPRESSOR, Parasitic		2				
-66	D236-13	... LEAD, Electrical 301-6000-00	42498	2				
-67	543-8022-002	... SUPPRESSOR, Parasitic		2				
-68	DA855-035	... CAPACITOR, Fixed 913-0972-00	71590	2				
-69	DA855-007	... CAPACITOR, Fixed 913-0092-00	71590	1				
-70	RC20GF104K	... RESISTOR 745-1436-00		1				
-71	327029H3M0102K	... CAPACITOR, Fixed 913-4061-00	72982	1				
-72	DA172-057CB	... CAPACITOR, Fixed 913-3537-00	71590	2				
-73	10404-36	... COIL, R-F 240-0194-00	82142	2				
-74	332-14-02-210	... TERMINAL BOARD 306-0002-00	71785	1				
		ATTACHING PARTS						
	Coml	... NUT, Plain, hex, nickel plated brass, 4-40 thread 313-0156-00	77250	1				
	Coml	... WASHER, Lock, bronze, split ring, 0.115 id, 0.212 od, 0.025 thk 310-0076-00	79807	1				
	MS35214-12	... SCREW 343-0285-00		1				
		-----*						
-75	544-3124-002	... STRAP, Plate		1				
-76	543-8024-00	... COIL, R-F		1				
		ATTACHING PARTS for 75 and 76						
	MS35214-38	... SCREW 343-0307-00		2				
		-----*						
-77	543-8044-00	... KNOB		1				
-78	544-3148-003	... LEVER, Trimming		1				
-79	39003	... COUPLING, Shaft 015-0257-00	76487	1				
		ATTACHING PARTS						
	Coml	... SETSCREW, Stainless steel, 6-32 x 1/8 lg 328-0018-00	08664	2				
		-----*						
-80	544-9707-002	... SHAFT, Tuning		1				
-81	543-7739-00	... PULLEY, Staked		2				
		ATTACHING PARTS						
	Coml	... SETSCREW, Stainless steel, 6-40 x 1/8 lg 328-0019-00	08664	4				
		-----*						
-82	544-9706-002	... SHAFT, Trimming		1				
-83	544-9701-00	... COIL, R-F		1				
-84	4112-26	... CAPACITOR, Variable 920-0136-00	80583	1				
		ATTACHING PARTS						
	MS35214-23	... SCREW 343-0328-00		2				
	Coml	... WASHER, Lock, bronze, split ring, 0.141 id, 0.253 od, 0.031 thk 310-0077-00	79807	2				
		-----*						
-85	02242	... COIL, R-F 240-2100-00	76384	1				
-86	544-9719-003	... BRACKET, Mounting		1				

FIG. AND INDEX NO.	MFR PART NUMBER	DESCRIPTION	MFR CODE	UNITS PER ASSY.	USE ON CODE			
						1	2	3
4-		ATTACHING PARTS						
	PK75XZ4-4-1	SCREW, Tapping, thread forming 330-0731-00	45722	4				
	Coml	WASHER, Flat, nickel plated brass, 0.125 id, 0.312 od, 0.028 thk 310-0054-00	79807	4				
-87	506-7848-002	COIL, R-F		1				
	MS35214-23	ATTACHING PARTS						
		SCREW 343-0328-00		2				
-88	CN2521574	CAPACITOR, Variable 920-0138-00	97137	1				
	MS35214-23	ATTACHING PARTS						
		SCREW 343-0328-00		3				
-89	544-9694-00	SHIELD, Pressed		1				
	PK75XZ4-4-1	ATTACHING PARTS						
		SCREW, Tapping, thread forming 330-0731-00	45722	5				
-90	KR2565	RELAY, Armature 970-1714-00	77342	1				
	AN340B6	ATTACHING PARTS						
		NUT 313-0953-00		1				
-91	913-3013-00	CAPACITOR, Fixed, ceramic, 10,000 uuf 20%, 500 vdcw		2				
-92	88130CK	SWITCH SECTION, Rotary 269-1982-00	76854	1				
-93	88128CK	SWITCH SECTION, Rotary 269-1881-00	76854	1				
-94	8980-2 1-4	SPACER, Sleeve 269-1403-00	76854	4				
	Coml	ATTACHING PARTS for 92 thru 94						
	8942	NUT, Plain, hex, nickel plated brass, 4-40 thread 313-0156-00	77250	2				
	Coml	WASHER, Phenolic 302-0262-00	76854	2				
	Coml	WASHER, Flat, nickel plated brass, 0.125 id, 0.312 od, 0.028 thk 310-0054-00	79807	2				
	MS35214-19	SCREW 343-0292-00		2				
-95	544-3130-002	BRACKET, Mounting		1				
	Coml	ATTACHING PARTS						
	Coml	NUT, Plain, hex, nickel plated brass, 4-40 thread 313-0156-00	77250	2				
	Coml	WASHER, Lock, bronze, split ring, 0.115 id, 0.212 od, 0.025 thk 310-0076-00	79807	2				
	Coml	WASHER, Flat, nickel plated brass, 0.125 id, 0.312 od, 0.028 thk 310-0054-00	79807	2				
	MS35214-12	SCREW 343-0285-00		2				
-95	544-9695-00	PULLEY, Staked		1				
	Coml	ATTACHING PARTS						
		SETSCREW, Stainless steel, 6-40 x 1/8 lg 328-0019-00	08664	2				
-97	544-9710-002	BRACKET, Bandswitch		1				
	PK75XZ4-4-1	ATTACHING PARTS						
		SCREW, Tapping, thread forming 330-0731-00	45722	2				
-98	544-9709-002	SHAFT, Switch		1				
	MS16624-1025	ATTACHING PARTS						
	Coml	RING 340-0925-00		1				
	Coml	WASHER, Flat, nickel plated brass, 0.265 id, 0.625 od, 0.040 thk 310-0061-00	79807	1				
-99	X004-2	COIL, R-F 278-0277-00	81815	1				
-100	X083-1	TRANSFORMER, I-F 278-0281-00	81815	1				
-101	X0031-1	TRANSFORMER, I-F 278-0276-00	81815	1				
-102	280-2964-00	LABEL, Foil, 7/8 wide x 2-1/4 lg, inscribed KWM-2A TRANSCEIVER		1				
-103	D29413	CAPACITOR, Fixed 183-1702-00	56289	1				
-104	546-7971-002	BRACKET, Mounting		1				
-105	544-9716-002	COVER, Meter		1				
	Coml	ATTACHING PARTS for 104 and 105						
	WW19491	NUT, Plain, hex, nickel plated brass, 1/4-28 thread 313-0149-00	77250	2				
		SHM 331-9001-00	87487	2				
-106	544-9717-002	INSULATOR, Post		2				
-107	458-0491-00	METER, Audio level 0 to 400 ma linear range or inscription		1				
-108	RC20GF473K	RESISTOR 745-1422-00		1				
-109	RC20GF102K	RESISTOR 745-1352-00		1				
-110	RC07GF181K	RESISTOR 745-0722-00		1				
-111	541-6532-003	RETAINER, Electron tube		1				
-112	280-2972-00	INSIGNIA, Collins		1				
	C13388SS010	ATTACHING PARTS						
		PUSH ON NUT 334-1331-00	78553	2				
-113	281-0330-00	KNOB, Screw on type, plastic with brass insert, 3/8 dia x 1/2 lg		1				
-114	22698-6MLW	SWITCH, Lever 259-1014-00	82104	1				
	Coml	ATTACHING PARTS						
	Coml	NUT, Plain, hex, nickel plated brass, 4-40 thread 313-0156-00	77250	2				
	Coml	WASHER, Lock, bronze, split ring, 0.115 id, 0.212 od, 0.025 thk 310-0076-00	79807	2				
	MS35214-24	SCREW 343-0329-00		2				
-115	13A	JACK, Telephone 360-0169-00	82389	1				
-116	543-8039-00	KNOB		5				
-117	LL6073	RESISTOR, Variable 376-7405-00	71450	1				
-118	543-8078-002	KNOB		1				
	Coml	ATTACHING PARTS						
		SETSCREW, Stainless steel, 4-48 x 0.135 lg 328-0005-00	08664	1				
-119	543-8042-00	SHAFT ASSY		1				
-120	553-5787-003	KNOB		1				
	Coml	ATTACHING PARTS						
		SETSCREW, Stainless steel, 8-32 x 3/16 lg 335-0041-00	08664	2				
-121	544-3128-002	SUPPORT, Window		1				




Figure 4. Transceiver Subassembly (Sheet 3 of 7)

FIG. AND INDEX NO.	MFR PART NUMBER	DESCRIPTION									MFR CODE	UNITS PER ASSY.	USE ON CODE
		1	2	3	4	5	6	7	8	9			
4-		ATTACHING PARTS											
	MS35214-2	SCREW 343-0298-00										2	
	Coml	WASHER, Lock, bronze, split ring, 0.088 id, 0.175 od, 0.020 thk 310-0074-00									79807	2	
-122	553-5702-004	PLATE, Escutcheon										1	
		ATTACHING PARTS											
	8947-151DBLCHAM	NUT, Plain, hex 334-4030-00									04009	1	
	MS16624-1025	RING 340-0025-00										1	
	Coml	SHIM, Brass, 0.250 id, 0.500 od, 0.005 thk 331-5020-00									79807	1	
	Coml	SCREW, Machine, nickel plated brass, oval head, 4-40 x 7/16 lg 319-0043-00									77250	3	
-123	544-0779-004	KNOB										1	
		ATTACHING PARTS											
	Coml	SETSCREW, Stainless steel, 8-32 x 3/16 lg 335-0041-00									08664	1	
-124	543-8035-002	BUSHING, Pressed										1	
-125	548-9326-00	TUNING SHAFT ASSY										1	
4-	546-7829-004	DIAL ASSY, Keyed										1	
-126	543-8104-002	WASHER, Grey felt										1	
-127	543-8076-002	DRUM, Dial										1	
		ATTACHING PARTS											
	Coml	SCREW, Machine, nickel plated brass, round head, 0-80 x 1/4 lg 320-0008-00									77250	3	
	Coml	WASHER, Lock, nickel plated bronze, split ring, 0.073 id, 0.117 od, 0.022 thk 310-0274-00									07236	3	
	543-5577-003	SPACER, Sleeve										3	
-128	543-8034-002	DIAL, Numbered										1	
-129	543-8033-002	DIAL, Graduated										1	
-130	543-8084-002	WASHER, Spacing										1	
-131	546-7823-004	RING, Drive										1	
-132	543-8093-003	DISC										1	
-133	544-7268-002	KNOB										1	
		ATTACHING PARTS											
	Coml	SETSCREW, Stainless steel, 6-40 x 1/8 lg 328-0019-00									08664	1	
-134	544-7277-004	PLATE, Escutcheon										1	
		ATTACHING PARTS											
	8947-151DBLCHAM	NUT, Plain, hex 334-4030-00									04009	1	
	AN936A716	WASHER 373-0083-00										1	
-135	544-7262-00	CARD ASSY, Freq selector										1	
-136	544-7267-002	CRANK, Bell										1	
		ATTACHING PARTS											
	Coml	SETSCREW, Stainless steel, 6-40 x 1/8 lg 328-0019-00									08664	2	
-137	22692-414W1	SWITCH, Rotary 259-1081-00									82104	1	
		ATTACHING PARTS											
	544-7266-002	NUT, Special										1	
-138	191774-23	SWITCH, Rotary 259-0980-00									76854	1	
		ATTACHING PARTS											
	A11072-19	NUT, Plain, hex 334-4060-00									37942	1	
	AN936A616	WASHER 373-0085-00										1	
-139	JJ033	JACK 358-1050-00										1	
-140	LL5887	RESISTOR, Variable 376-7402-00									71450	1	
-141	290-8706-00	CRYSTAL UNIT, Quartz, 456.350 kc										1	
-142	290-8705-00	CRYSTAL UNIT, Quartz, 453.650 kc										1	
-143	851000X5U0102Z	CAPACITOR, Fixed 913-3009-00									72982	1	
-144	197029K4	SWITCH, Rotary 259-1076-00									76854	1	
-145	RC32GF153K	RESISTOR 745-3401-00										1	
-146	RC42GF223K	RESISTOR 745-5708-00										1	
-147	RC32GF100K	RESISTOR 745-3268-00										1	
-148	DM15F101J500WV	CAPACITOR, Fixed 912-2816-00									72136	1	
-149	841011W5V0203Z	CAPACITOR, Fixed 913-2142-00									72982	2	
-150	RC20GF473K	RESISTOR 745-1422-00										2	
-151	RC20GF562K	RESISTOR 745-1384-00										1	
-152	RC20GF102K	RESISTOR 745-1352-00										1	
-153	RC20GF105K	RESISTOR 745-1478-00										5	
-154	RC20GF682K	RESISTOR 745-1387-00										1	
-155	19C372	CAPACITOR, Fixed 913-3007-00									01939	4	
-156	RC42GF273K	RESISTOR 745-5712-00										1	
-157	D29343	CAPACITOR, Fixed 183-1783-00									56289	1	
-158	RC20GF104K	RESISTOR 745-1436-00										2	
-159	710-9000-00	RESISTOR, Fixed, wirewound, 2500 ohms 10%, 7 w										1	
-160	D28121	CAPACITOR, Fixed 183-1782-00									56289	1	
-161	RC20GF155K	RESISTOR 745-1485-00										2	
-162	DM15C100K500WV	CAPACITOR, Fixed 912-2754-00									72136	1	
-163	G1161NEOPRENE 45-55	GROMMET, Rubber 201-1090-00									79497	1	
-164	274BC	SOCKET, Electron tube 220-1054-00									19695	3	
-165	542-5476-002	SHIELD, Electron tube										1	
		ATTACHING PARTS for 164 and 165											
	Coml	NUT, Plain, hex, nickel plated brass, 4-40 thread 313-0156-00									77250	4	
	AN936B4B	WASHER 373-0085-00										4	
	MS35214-12	SCREW 343-0285-00										4	
-166	RC20GF224K	RESISTOR 745-1450-00										1	
-167	BS123	COIL, R-F 240-0084-00									99800	1	
-168	RC07GF225K	RESISTOR 745-0869-00										1	
-169	913-3012-00	CAPACITOR, Fixed, ceramic, 4700 uuf 20%, 500 vdcw										1	
-170	RC07GF473K	RESISTOR 745-0809-00										6	
												3	




Figure 4. Transceiver Subassembly (Sheet 4 of 7)

FIG. AND INDEX NO.	MFR PART NUMBER	DESCRIPTION									MFR CODE	UNITS PER ASSY.	USE ON CODE	
		1	2	3	4	5	6	7	8	9				
4-171	RC20GF273K	. . .	RESISTOR	745-1413-00								1		
-172	RC20GF681K	. . .	RESISTOR	745-1345-00								1		
-173	RC20GF474K	. . .	RESISTOR	745-1464-00								2		
-174	41C92	. . .	CAPACITOR, Fixed	913-3152-00						01939		1		
-175	RC20GF470K	. . .	RESISTOR	745-1296-00								2		
-176	913-3013-00	. . .	CAPACITOR, Fixed, ceramic	10,000 uuf 20%, 500 vdcw								4		
-177	RC20GF393K	. . .	RESISTOR	745-1419-00								1		
-178	RC32GF472K	. . .	RESISTOR	745-3380-00								1		
-179	RC07GF105K	. . .	RESISTOR	745-0857-00								3		
-180	RC32GF562K	. . .	RESISTOR	745-3384-00								1		
-181	RC42GF473K	. . .	RESISTOR	745-5722-00								1		
-182	RC20GF683K	. . .	RESISTOR	745-1429-00								1		
-183	1340-30	. . .	COIL, R-F	240-0149-00						99800		1		
-184	RC20GF221K	. . .	RESISTOR	745-1324-00								1		
-185	RC07GF394K	. . .	RESISTOR	745-0842-00								1		
-186	DM15F471J300WV	. . .	CAPACITOR, Fixed	912-2864-00						72136		2		
-187	DA150-001CB	. . .	CAPACITOR, Fixed	913-3794-00						71590		2		
-188	331013X5U0501K	. . .	CAPACITOR, Fixed	913-0998-00						72982		2		
-189	RC42GF123K	. . .	RESISTOR	745-5698-00								1		
-190	RC20GF560K	. . .	RESISTOR	745-1300-00								1		
-191	RC07GF474K	. . .	RESISTOR	745-0845-00								2		
-192	DM15C150K500WV	. . .	CAPACITOR, Fixed	912-2760-00						72136		1		
-193	J301-220	. . .	COIL, R-F	240-2524-00						76487		1		
-194	DM15F511J300WV	. . .	CAPACITOR, Fixed	912-2867-00						72136		1		
-195	RC20GF224K	. . .	RESISTOR	745-1450-00								1		
-196	D26717	. . .	CAPACITOR, Fixed	183-1167-00						56289		1		
-197	TS103P01	. . .	SOCKET	220-1103-00								1		
			ATTACHING PARTS											
	AN340B4	. . .	NUT	313-0051-00								2		
	AN936B4B	. . .	WASHER	373-7010-00								2		
	MS35214-12	. . .	SCREW	343-0285-00								2		
			-----*											
-198	6H12	. . .	TERMINAL, Stud	306-0909-00						00534		3		
			ATTACHING PARTS											
	MS35214-23	. . .	SCREW	343-0328-00								3		
	Com1	. . .	WASHER, Lock, bronze, split ring	0.141 id, 0.253 od, 0.031 thk 310-0077-00						79807		3		
			-----*											
-199	RC20GF821K	. . .	RESISTOR	745-1349-00								1		
-200	541-5181-002	. . .	BUTTON, Cable									1		
			ATTACHING PARTS											
	MS35214-15	. . .	SCREW	343-0288-00								1		
			-----*											
-201	851000X5U0102Z	. . .	CAPACITOR, Fixed	913-3009-00						72982		2		
-202	RC07GF472K	. . .	RESISTOR	745-0773-00								1		
-203	546-0255-00	. . .	COVER, Relay									1		
			ATTACHING PARTS											
	MS35214-12	. . .	SCREW	343-0285-00								3		
			-----*											
-204	913-3013-00	. . .	CAPACITOR, Fixed, ceramic	10,000 uuf 20%, 500 vdcw								11		
-205			Deleted											
-206	815014X5V0503P	. . .	CAPACITOR, Fixed	913-3679-00						72982		1		
-207	RC20GF123K	. . .	RESISTOR	745-1398-00								1		
-208	546-4009-002	. . .	CHANNEL, Cable									1		
			ATTACHING PARTS											
	Com1	. . .	NUT, Plain, hex, nickel plated brass	4-40 thread 313-0156-00						77250		2		
	Com1	. . .	WASHER, Lock, bronze, split ring	0.115 id, 0.212 od, 0.025 thk 310-0076-00						79807		2		
	Com1	. . .	WASHER, Flat, nickel plated brass	0.125 id, 0.312 od, 0.028 thk 310-0054-00						79807		2		
	MS35198-12	. . .	SCREW	342-0152-00								2		
			-----*											
-209	RC20GF821K	. . .	RESISTOR	745-1349-00								1		
-210	RC20GF823K	. . .	RESISTOR	745-1433-00								1		
-211	RC07GF335K	. . .	RESISTOR	745-0875-00								1		
-212	RC20GF183K	. . .	RESISTOR	745-1405-00								2		
-213	RC20GF154K	. . .	RESISTOR	745-1443-00								1		
-214	RC20GF104K	. . .	RESISTOR	745-1436-00								1		
-215	6H12	. . .	TERMINAL, Stud	306-0909-00						00534		1		
			ATTACHING PARTS											
	MS35214-23	. . .	SCREW	343-0328-00								1		
	Com1	. . .	WASHER, Lock, bronze, split ring	0.141 id, 0.253 od, 0.031 thk 310-0077-00						79807		1		
			-----*											
-216	RC20GF680K	. . .	RESISTOR	745-1303-00								1		
-217	1525A	. . .	TERMINAL BOARD	306-0001-00						71785		1		
			ATTACHING PARTS											
	AN340B6	. . .	NUT	313-0053-00								1		
	Com1	. . .	WASHER, Lock, bronze, split ring	0.141 id, 0.253 od, 0.031 thk 310-0077-00						79807		1		
	MS35214-23	. . .	SCREW	343-0328-00								1		
			-----*											
-218	541-5181-002	. . .	BUTTON, Cable									1		
			ATTACHING PARTS											
	MS35214-15	. . .	SCREW	343-0288-00								1		
			-----*											
-219	27682	. . .	TRANSFORMER, A-F	667-0368-00						97965		1		
-220	540-9448-003	. . .	NUT, Plain, hex									2		
			ATTACHING PARTS for 219 and 220											
	MS35214-23	. . .	SCREW	343-0328-00								4		
	Com1	. . .	WASHER, Lock, bronze, split ring	0.141 id, 0.253 od, 0.031 thk 310-0077-00						79807		4		
			-----*											
-221	905	. . .	GROMMET, Rubber	201-1060-00						75543		2		
-222	DA134-048CB	. . .	CAPACITOR, Fixed	913-3922-00						71590		2		
-223	DA172-057CB	. . .	CAPACITOR, Fixed	913-3537-00						71590		1		
-224	544-9693-00	. . .	RAIL, Right									1		

FIG. AND INDEX NO.	MFR PART NUMBER	DESCRIPTION	MFR CODE	UNITS PER ASSY.	USE ON CODE			
						1	2	3
4- ATTACHING PARTS								
	Coml	NUT, Plain, hex, nickel plated brass, 4-40 thread 313-0156-00	77250	1				
	Coml	WASHER, Lock, bronze, split ring, 0.115 id, 0.212 od, 0.025 thk 310-0076-00	79807	1				
	Coml	WASHER, Flat, nickel plated brass, 0.125 id, 0.312 od, 0.028 thk 310-0054-00	79807	1				
	MS35198-12	SCREW 342-0152-00		1				
	MS35198-16	SCREW 342-0156-00		1				
-225	DA142-001CB	CAPACITOR, Fixed 913-3829-00	71590	3				
-226	86CPI1-1008	CONNECTOR, Plug 372-1950-00	02660	1				
-227	546-3328-002	SHELL, Electrical connector		1				
ATTACHING PARTS for 226 and 227								
	Coml	NUT, Plain, hex, nickel plated brass, 4-40 thread 313-0156-00	77250	2				
	546-8005-002	SPACER, Flatted		2				
	AN936B4B	WASHER 373-7010-00		2				
	MS35214-14	SCREW 343-0287-00		2				
-228	RC20GF470K	RESISTOR 745-1296-00		2				
-229	RC32GF680K	RESISTOR 745-3303-00		1				
-230	10100-131	COIL, R-F 240-0069-00	82142	1				
-231	DA142-001CB	CAPACITOR, Fixed 913-3829-00	71590	2				
-232	110-3680	RELAY, Armature 970-1941-00	04221	1				
ATTACHING PARTS								
	Coml	SCREW, Machine, nickel plated brass, pan head, 3-48 x 1/4 lg 343-0384-00	77250	2				
	Coml	WASHER, Lock, bronze, split ring, 0.115 id, 0.212 od, 0.025 thk 310-0076-00	79807	2				
-233	PD62414	CAPACITOR, Variable 918-0006-00	72136	3				
-234	PD62207	CAPACITOR, Variable 918-0005-00	72136	1				
-235	1N1490	SEMICONDUCTOR DEVICE, Diode 353-1659-00	24446	1				
-236	1532A	TERMINAL BOARD 306-9032-00	71785	1				
ATTACHING PARTS								
	Coml	NUT, Plain, hex, nickel plated brass, 4-40 thread 313-0156-00	77250	1				
	AN936B4B	WASHER 373-7010-00		1				
	MS35214-12	SCREW 343-0285-00		1				
-237	332-14-02-210	TERMINAL BOARD 306-0002-00	71785	1				
-238	RC20GF120K	RESISTOR 745-1272-00		6				
-239	331013X5U0501K	CAPACITOR, Fixed 913-0998-00	72982	6				
-240	CC20CK010C	CAPACITOR 916-0070-00		2				
-241	RC20GF102K	RESISTOR 745-1352-00		1				
-242	RC20GF--K	RESISTOR Value determined at test, select from the following: RC20GF472K* RC20GF822K* RC20GF562K* RC20GF103K* RC20GF682K* RC20GF123K*		1				
-243	RC42GF821K	RESISTOR 745-5649-00		1				
-244	548-8217-00	SUPPRESSOR, Parasitic		2				
-245	710-9001-00	RESISTOR, Fixed, wirewound, 15,000 ohms 10%, 7 w		1				
-246	557018U2P034R	CAPACITOR, Variable 917-1075-00	72982	2				
ATTACHING PARTS								
	Coml	NUT, Plain, hex, nickel plated brass, 4-40 thread 313-0156-00	77250	2				
	MS35214-12	SCREW 343-0285-00		2				
	PK75XZ4-4-1	SCREW, Tapping, thread forming 330-0731-00	45722	2				
-247	J301-2000	COIL, R-F 240-2547-00	76487	1				
-248	RC20GF101K	RESISTOR 745-1310-00		2				
-249	RC20GF151K	RESISTOR 745-1317-00		1				
-250	841011W5V0203Z	CAPACITOR, Fixed 913-2142-00	72982	3				
-251	10404-20	COIL, R-F 240-0186-00	82142	1				
-252	557018C9P010R	CAPACITOR, Variable 917-1071-00	72982	1				
ATTACHING PARTS								
	Coml	NUT, Plain, hex, nickel plated brass, 4-40 thread 313-0156-00	77250	2				
	MS35214-12	SCREW 343-0285-00		2				
-253	DM15E270K500WV	CAPACITOR, Fixed 912-2775-00	72136	1				
-254	41C92	CAPACITOR, Fixed 913-3152-00	01939	2				
-255	913-3012-00	CAPACITOR, Fixed, ceramic, 4700 uuf 20%, 500 vdcw		1				
-256	544-9700-00	COIL, R-F		1				
-257	CK61AW222M	CAPACITOR 913-1192-00		1				
-258	542-5476-002	SHIELD, Socket		1				
-259	TS103P01	SOCKET 220-1108-00		1				
ATTACHING PARTS for 258 and 259								
	MS35214-12	SCREW 343-0285-00		6				
	AN936B4B	WASHER 373-7010-00		4				
-260	RC42GF223K	RESISTOR 745-5708-00		1				
-261	DA150-001CB	CAPACITOR, Fixed 913-3794-00	71590	3				
-262	RC42GF220K	RESISTOR 745-5582-00		1				
-263	327047X5T0102Z	CAPACITOR, Fixed 913-1292-00	72982	5				
ATTACHING PARTS								
	Coml	NUT, Plain, hex, nickel plated brass, 1/4-28 thread 313-0149-00	77250	5				
	AN936A416	WASHER 373-0087-00		5				
-264	544-9699-00	COIL, R-F		2				
-265	J301-220	COIL, R-F 240-2524-00	76487	1				
-266	168-013-1000	SOCKET, Electron tube 220-1155-00	02660	2				
ATTACHING PARTS								
	AN340B6	NUT 313-0053-00		4				
	Coml	WASHER, Lock, bronze, split ring, 0.141 id, 0.253 od, 0.031 thk 310-0077-00	79807	4				
	MS35214-24	SCREW 343-0329-00		4				
-267	RC07GF104K	RESISTOR 745-0821-00		1				
-268	B106703	RELAY, Armature 970-1940-00	71482	1				




Figure 4. Transceiver Subassembly (Sheet 5 of 7)

FIG. AND INDEX NO.	MFR PART NUMBER	DESCRIPTION									MFR CODE	UNITS PER ASSY.	USE ON CODE
		1	2	3	4	5	6	7	8	9			
4-		ATTACHING PARTS											
	MS35214-11											2	
	Coml											2	
-269	1520A											2	
		ATTACHING PARTS											
	AN340B4											1	
	AN936B4B											1	
	PK75XZ4-4-1											1	
	MS35214-12											1	
		ATTACHING PARTS											
-270	FTSM1											3	
-271	544-7261-00											1	
		ATTACHING PARTS											
	MS35200-16											1	
		ATTACHING PARTS											
-272	MO8737											1	
-273	MO8738											1	
-274	MO8734											1	
-275	MO8691											1	
-276	MO8735											1	
-277	MO8736											1	
-278	MO8733											1	
-279	MO8728											1	
-280	MO8729											1	
-281	MO8730											1	
-282	MO8731											1	
-283	MO8732											1	
-284	540-9049-003											1	
		ATTACHING PARTS											
	MS35214-17											1	
		ATTACHING PARTS											
-285	544-2825-002											1	
-286	540-9049-003											2	
		ATTACHING PARTS for 285 and 286											
	PK75XZ4-4-1											2	
		ATTACHING PARTS											
-287	913-8013-00											14	
-288	DM15C050K500WV											1	
-289	851000X5U0102Z											11	
-290	DM15F11J300WV											1	
-291	RC42GF682K											1	
-292	RC07GF104K											6	
-293	RC20GF151K											1	
-294	J301-2000											4	
-295	DM15E470J500WV											2	
-296	RC20GF473K											1	
-297	RC07GF105K											3	
-298	RC07GF560K											3	
-299	RC20GF560K											1	
-300	RC32GF152M											1	
-301	RC32GF332K											1	
-302	RC07GF474K											2	
-303	RC20GF688K											1	
-304	RC32GF333K											1	
-305	1N950											1	
-306	548-8217-00											1	
-307	DM15C100J500WV											1	
-308	544-9698-00											1	
-309	RC07GF103K											1	
-310	J301-220											4	
-311	RC07GF684K											2	
-312	913-8013-00											1	
-313	41C92											3	
-314	DA150-001CB											2	
-315	RC20GF222K											1	
-316	RC42GF103K											1	
-317	DA142-001CB											7	
-318	545-7605-002											1	
-319	86CP9-1003											1	
		ATTACHING PARTS for 318 and 319											
	MS35649-44											2	
	AN936B4B											2	
	546-8005-002											2	
	Coml											2	
		ATTACHING PARTS											
-320	DM15C220J500WV											1	
-321	RC20GF121K											2	
-322	DM0170											1	
-323	DM15E330K500WV											1	
-324	DM15F221J500WV											2	
-325	RC20GF102K											4	
-326	RC20GF101K											1	
-327	CC20C0H060D											2	
-328	RC07GF392K											1	
-329	RC20GF221K											2	
-330	RC20GF471K											1	
-331	RC20GF153K											1	
-332	RC20GF104K											2	
-333	1N34A											1	

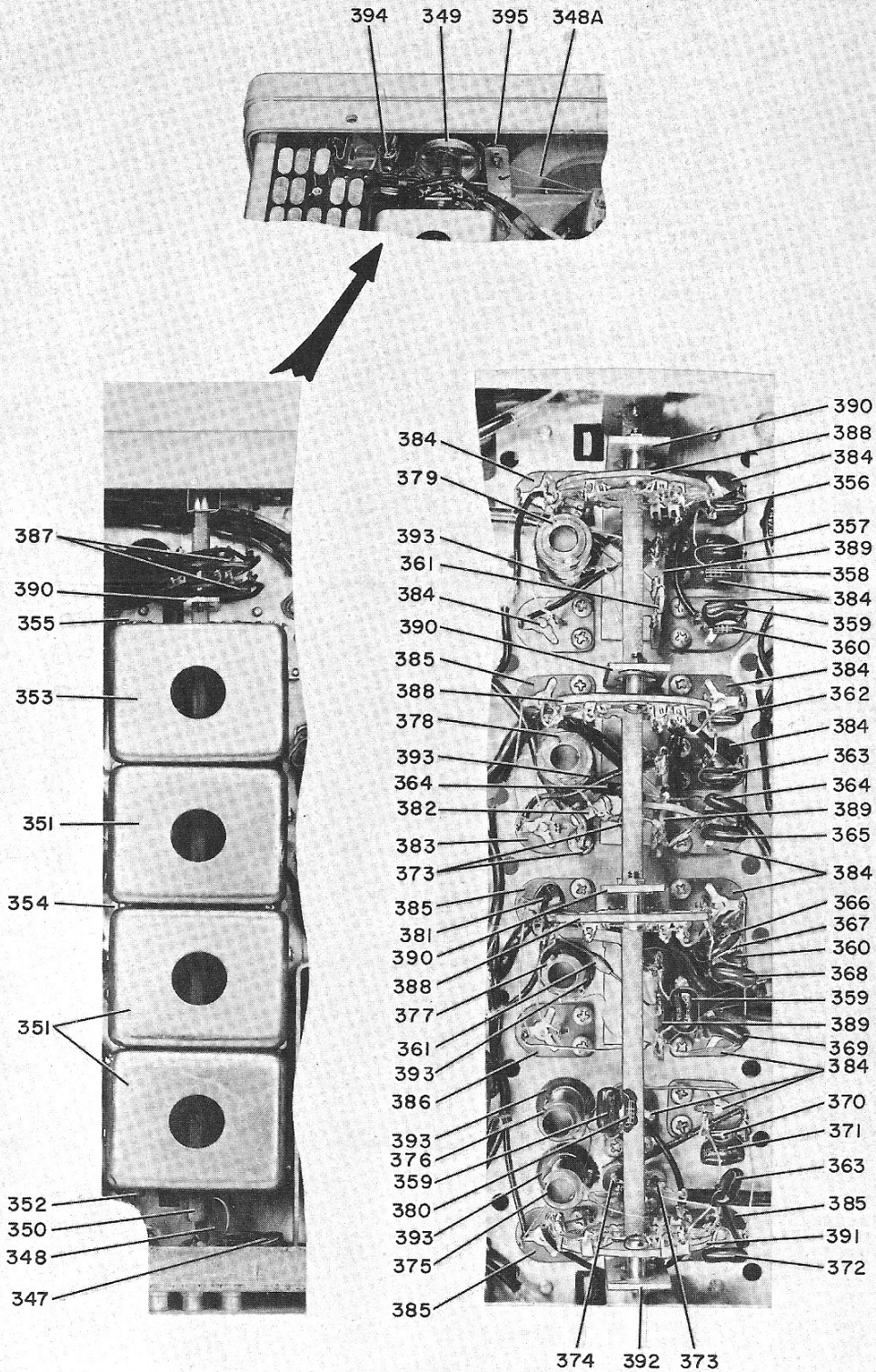


Figure 4. Transceiver Subassembly (Sheet 6 of 7)

FIG. AND INDEX NO.	MFR PART NUMBER	DESCRIPTION	MFR CODE	UNITS PER ASSY.	USE ON CODE			
						1	2	3
4-334	RC20GF124K	RESISTOR 745-1440-00		1				
-335	CC20CK020D	CAPACITOR 916-0076-00		1				
-336	RC20GF224K	RESISTOR 745-1450-00		1				
-337	RC20GF105K	RESISTOR 745-1478-00		1				
-338	6HI2	TERMINAL, Stud 306-0909-00	00534	4				
		ATTACHING PARTS						
	MS35214-23	SCREW 343-0328-00		4				
	Coml	WASHER, Lock, bronze, split ring, 0.141 id, 0.253 od, 0.031 thk 310-0077-00	79807	4				
		-----*						
-339	502-1427-002	SHIELD, Electron tube		1				
-340	TS102P01	SOCKET 220-1111-000		1				
		ATTACHING PARTS for 339 and 340						
	MS35214-11	SCREW 343-0254-00		2				
	AN936B4B	WASHER 373-7010-00		2				
		-----*						
-341	274BC	SOCKET, Electron tube 220-1054-00	19695	3				
-342	TS103P01	SOCKET 220-1103-00		2				
		ATTACHING PARTS for 341 and 342						
	AN340B4	NUT 313-0051-00		10				
	AN936B4B	WASHER 373-7010-00		10				
	MS35214-12	SCREW 343-0285-00		10				
		-----*						
-343	541-5183-002	BUTTON, Cable		2				
		ATTACHING PARTS						
	MS35214-15	SCREW 343-0288-00		2				
		-----*						
-344	544-9692-00	RAIL, Left		1				
-345	546-8010-003	PLATE, Lighting shield		1				
		ATTACHING PARTS for 344 and 345						
	Coml	NUT, Plain, hex, nickel plated brass, 4-40 thread 313-0156-00	77250	1				
	Coml	WASHER, Lock, bronze, split ring, 0.115 id, 0.212 od, 0.025 thk 310-0076-00	79807	1				
	Coml	WASHER, Flat, nickel plated brass, 0.125 id, 0.312 od, 0.028 thk 310-0054-00	79807	1				
	MS35198-12	SCREW 342-0152-00		1				
	MS35198-16	SCREW 342-0156-00		1				
		-----*						
-346	G1161NEOPRENE 45-65	GROMMET, Rubber 201-1090-00	79497	1				
-347	DA142-001CB	CAPACITOR, Fixed 913-3829-00	71590	1				
-348	913-3013-00	CAPACITOR, Fixed, ceramic, 10,000 uuf 20%, 500 vdcw		1				
-348A	432-1009-00	CABLE, Special purpose, electrical, 5 ft		1				
-349	544-3132-002	BRACKET, Mounting		1				
		ATTACHING PARTS						
	Coml	SETSCREW, Stainless steel, 6-40 x 1/8 lg 328-0019-00	08664	1				
		-----*						
-350	544-9711-002	SHAFT, Bandswitch		1				
		ATTACHING PARTS						
	Coml	SETSCREW, Stainless steel, 6-40 x 1/8 lg 328-0019-00	08664	2				
		-----*						
-351	544-9729-003	SHIELD, Coil		3				
		ATTACHING PARTS						
	AN340B6	NUT 313-0053-00		6				
	Coml	WASHER, Lock, bronze, split ring, 0.141 id, 0.253 od, 0.031 thk 310-0077-00	79807	6				
		-----*						
-352	545-7786-003	STRIP, Grounding		1				
-353	544-2832-003	CAN, Shield		1				
		ATTACHING PARTS						
	MS35198-13	SCREW 342-0153-00		1				
	MS35214-13	SCREW 343-0286-00		1				
	Coml	WASHER, Lock, bronze, split ring, 0.115 id, 0.212 od, 0.025 thk 310-0076-00	79807	1				
		-----*						
-354	545-7785-003	STRIP, Grounding		3				
-355	545-7784-003	STRIP, Grounding		1				
-356	DM15E470J500WV	CAPACITOR, Fixed 912-2792-00	72136	1				
-357	DM15F121K500WV	CAPACITOR, Fixed 912-2823-00	72136	1				
-358	RC07GF392K	RESISTOR 745-0770-00		1				
-359	DM15F221J500WV	CAPACITOR, Fixed 912-2840-00	72136	3				
-360	RC07GF562K	RESISTOR 745-0776-00		1				
-361	851000X5U0102Z	CAPACITOR, Fixed 913-3009-00		2				
-362	DM15C220J500WV	CAPACITOR, Fixed 912-2768-00	72982	2				
-363	DM15F131J500WV	CAPACITOR, Fixed 912-2825-00	72136	1				
-364	DM15C100K500WV	CAPACITOR, Fixed 912-2754-00	72136	2				
-365	DM15F361G500WV	CAPACITOR, Fixed 912-2854-00	72136	1				
-366	DM15F361J500WV	CAPACITOR, Fixed 912-2855-00	72136	1				
-367	DM15E560K500WV	CAPACITOR, Fixed 912-2799-00	72136	1				
-368	DM15F241G500WV	CAPACITOR, Fixed 912-2842-00	72136	1				
-369	DM15F331G500WV	CAPACITOR, Fixed 912-2851-00	72136	1				
-370	RC20GF123K	RESISTOR 745-1398-00		1				
-371	DM15E510K500WV	CAPACITOR, Fixed 912-2796-00	72136	1				
-372	DM15E330K500WV	CAPACITOR, Fixed 912-2781-00	72136	1				
-373	1A1A12	TERMINAL, Stud 306-0091-00	92825	3				
		ATTACHING PARTS						
	MS35214-12	SCREW 343-0285-00		3				
		-----*						
-374	327029H3M0102K	CAPACITOR, Fixed 913-4061-00	72982	1				
		ATTACHING PARTS						
	Coml	NUT, Plain, hex, nickel plated brass, 1/4-28 thread 313-0149-00	77250	1				
	AN936A416	WASHER 373-0087-00		1				
		-----*						
-375	543-8028-002	COIL, R-F		1				
-376	543-8123-002	COIL, R-F		1				
-377	546-7833-00	COIL, R-F		1				

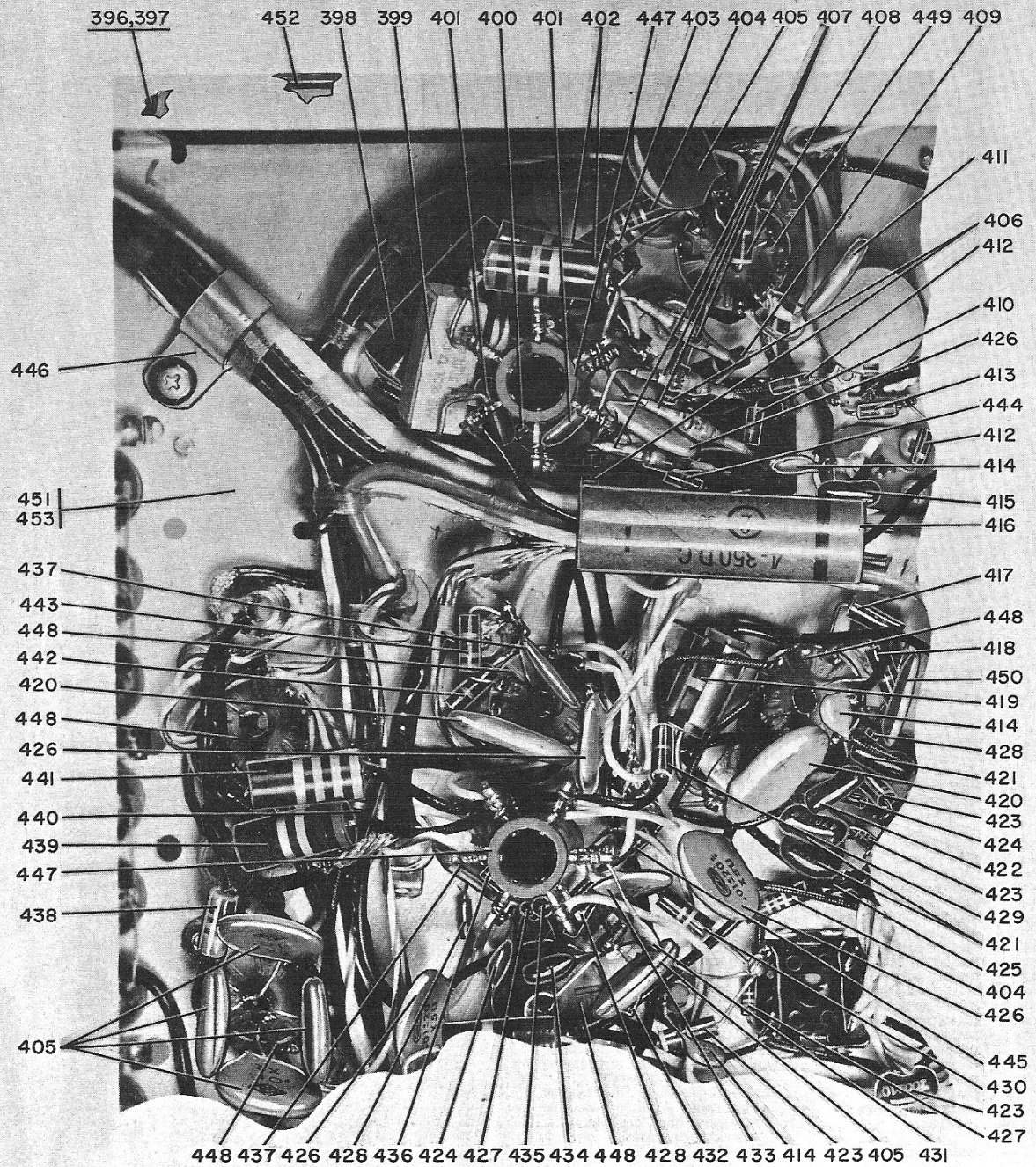


Figure 4. Transceiver Subassembly (Sheet 7 of 7)

FIG. AND INDEX NO.	MFR PART NUMBER	DESCRIPTION									MFR CODE	UNITS PER ASSY.	USE ON CODE
		1	2	3	4	5	6	7	8	9			
4-378	544-9715-002		1	
-379	546-7945-003		1	
-380	RC20GF183K		1	
-381	DM15C120K500WV	72136	1	
-382	CC20CJ030D		1	
-383	557018C0P010R	72982	1	
-384	557018U2P034R	72982	13	
-385	557018C0P039R	72982	4	
-386	557018C0P017R	72982	1	
-387	192796CK	76854	2	
	Com1		2	
	8942	76854	2	
	Com1		2	
	8980-2 3-16	76854	2	
	MS35214-15		2	
-388	196305CK	76854	3	
	Com1		6	
	8942	76854	6	
	Com1		6	
	8980-2 3-16	76854	6	
	MS35214-16		6	
-389	1525A	71785	3	
-390	543-8061-002		4	
	PK75XZ4-4-1	45722	8	
-391	88216CK	76854	1	
	Com1		2	
	8942	76854	2	
	Com1		2	
	8980-2 3-16	76854	2	
	MS35214-16		2	
-392	544-3126-002		1	
	MS35214-11		2	
-393	905	75543	5	
-394	526-9337-00		1	
-395	PV3	06915	1	
	AN340B2		1	
	Com1		1	
	503-1236-001	79807	1	
	Com1		1	
	MS35214-6		1	
-396	545-6002-002		1	
-397	545-6000-002		1	
	MS35214-14		1	
	Com1		1	
	545-6025-002		1	
-398	160P47394	56289	1	
-399	PW5-6001-10	07716	1	
-400	RC07GF155K		1	
-401	5C11A	56289	2	
-402	RC42GF683K		1	
-403	RC32GF473K		2	
-404	RC20GF393K		2	
-405	DA142-001CB	71590	6	
-406	RC07GF825K		2	
-407	1N34A	80368	4	
-408	RC20GF470K		1	
-409	RC20GF222K		1	
-410	RC07GF---K		1	
			1	
			1	
			1	
			1	
-411	DA150-001CB	71590	1	
-412	RC07GF271K		2	
-413	RC07GF820K		1	
-414	851000X5U0102Z	72982	4	
-415			1	
	DM15C100K500WV*	72136		
	DM15C120K500WV*	72136		
	DM15C150K500WV*	72136		
	DM15C200K500WV*	72136		
	DM15C220K500WV*	72136		
	DM15E270K500WV*	72136		
	DM15E330K500WV*	72136		
	DM15E390K500WV*	72136		
	DM15E430K500WV*	72136		
	DM15E470K500WV*	72136		
	DM15E510K500WV*	72136		

FIG. AND INDEX NO.	MFR PART NUMBER	DESCRIPTION									MFR CODE	UNITS PER ASSY.	USE ON CODE		
		1	2	3	4	5	6	7	8	9					
4-	DM15E560K500WV*										56 uuf 10%, 500 vdcw	912-2799-00	72136		
	DM15E620K500WV*										62 uuf 10%, 500 vdcw	912-2802-00	72136		
	DM15E680J500WV*										68 uuf 5%, 500 vdcw	912-2804-00	72136		
	DM15E750K500WV*										75 uuf 10%, 500 vdcw	912-2808-00	72136		
-416	D29343										CAPACITOR, Fixed	183-1783-00	56289	1	
-417	RC20GF104K										RESISTOR	745-1436-00		1	
-418	RC20GF124K										RESISTOR	745-1440-00		1	
-419	HM6821										RESISTOR, Fixed	745-9732-00	01121	1	
											ATTACHING PARTS				
	AN340B4										NUT	313-0051-00		1	
	AN936B4B										WASHER	373-7010-00		1	
	MS35214-12										SCREW	343-0285-00		1	
											-----*				
-420	41C92										CAPACITOR, Fixed	913-3152-00	01939	2	
-421	DM15F471J300WV										CAPACITOR, Fixed	912-2854-00	72136	3	
-422	DM15F101K500WV										CAPACITOR, Fixed	912-2817-00	72136	2	
-423	RC20GF473K										RESISTOR	745-1422-00		2	
-424	RC07GF394K										RESISTOR	745-0842-00		1	
-425	RC20GF102K										RESISTOR	745-1352-00		1	
-426	913-3013-00										CAPACITOR, Fixed, ceramic,	10,000 uuf 20%, 500 vdcw		4	
-427	RC07GF473K										RESISTOR	745-0809-00		2	
-428	RC07GF106K										RESISTOR	745-0857-00		4	
-429	RC07GF273K										RESISTOR	745-0800-00		1	
-430	RC20GF184K										RESISTOR	745-1447-00		1	
-431	19C372										CAPACITOR, Fixed	913-3007-00	01939	1	
-432	RC20GF100K										RESISTOR	745-1268-00		1	
-433	913-3012-00										CAPACITOR, Fixed, ceramic,	4700 uuf 20%, 500 vdcw		1	
-434	DM15F221K500WV										CAPACITOR, Fixed	912-2841-00	72136	1	
-435	RC20GF181K										RESISTOR	745-1321-00		1	
-436	RC20GF683K										RESISTOR	745-1429-00		1	
-437	841011W5V0203Z										CAPACITOR, Fixed	913-2142-00	72982	2	
-438	1840-30										COIL, R-F	240-0149-00	99800	1	
-439	RC42GF153K										RESISTOR	745-5701-00		1	
-440	RC32GF104K										RESISTOR	745-3436-00		1	
-441	RC42GF333K										RESISTOR	745-5715-00		1	
-442	RC20GF274K										RESISTOR	745-1454-00		1	
-443	RC20GF331K										RESISTOR	745-1331-00		1	
-444	RC07GF104K										RESISTOR	745-0821-00		1	
-445	RC07GF335K										RESISTOR	745-0875-00		1	
-446	HP7N										CLAMP, Loop	150-1544-00	09922	1	
											ATTACHING PARTS				
	PK75XZ4-4-1										SCREW, Tapping, thread forming	330-0731-00	45722	1	
	Coml										WASHER, Lock, bronze, split ring,	0.115 id, 0.212 od, 0.025 thk	310-0076-00	79807	1
	Coml										WASHER, Flat, nickel plated brass,	0.125 id, 0.312 od, 0.028 thk	310-0054-00	79807	1
											-----*				
-447	6H12										TERMINAL, Stud	306-0909-00	00534	2	
											ATTACHING PARTS				
	MS35214-23										SCREW	343-0328-00		2	
	Coml										WASHER, Lock, bronze, split ring,	0.141 id, 0.253 od, 0.031 thk	310-0077-00	79807	2
											-----*				
-448	274BC										SOCKET, Electron tube	220-1054-00	19695	5	
-449	TS103P01										SOCKET	220-1103-00		1	
											ATTACHING PARTS for 448 and 449				
	Coml										NUT, Plain, hex, nickel plated brass,	4-40 thread	313-0156-00	77250	12
	AN936B4B										WASHER	373-7010-00		12	
	MS35214-12										SCREW	343-0285-00		12	
											-----*				
-450	913-3013-00										CAPACITOR, Fixed, ceramic,	10,000 uuf 20%, 500 vdcw		1	
-451	545-9113-00										CHASSIS-PANEL ASSY			1	
-452	545-9115-004										PANEL, Overlay			1	
-453	544-9727-003										CHASSIS, Pressed			1	




Figure 5. Oscillator, R-F Type 70K-2

FIG. AND INDEX NO.	MFR PART NUMBER	DESCRIPTION	MFR CODE	UNITS PER ASSY.	USE ON CODE
5 -	522-1093-00	OSCILLATOR, R-F TYPE 70K-2 Sec fig. 4-14 for nha			REF
-1	6AU6	ELECTRON TUBE 255-0202-00	49671	1	
-2	543-7329-002	COVER, Osc		1	
		ATTACHING PARTS			
	AN340B6	NUT 313-0053-00		2	
	Coml	WASHER, Lock, bronze, split ring, 0.141 id, 0.253 od, 0.031 thk 310-0077-00	79807	2	
	Coml	WASHER, Flat, nickel plated brass, 0.147 id, 0.375 od, 0.032 thk 310-0056-00	79807	2	
-3	542-5437-002	COLLAR, Stop		1	
		ATTACHING PARTS			
	X5133-18MD	RING, Retaining 340-0464-00	89462	1	
	503-4964-001	WASHER, Flat		1	
	502-1146-002	SHIM			AR
	542-5438-002	WASHER, Stop		1	
	543-7328-002	WASHER, Counter		1	
	Coml	SETSCREW, Stainless steel, 6-40 x 3/32 lg 328-0034-00	08664	1	
	Coml	SETSCREW, Cadmium plated steel, 6-40 x 3/16 lg 335-0036-00	08664	1	
**4	543-7332-003	LEADSCREW		1	
-5	SSRXRIAW	BEARING, Ball, annular 309-0834-00	43334	1	
-6	309-0778-00	BALL, Bearing, pyrex, 0.125 dia		1	
-7	542-5439-002	SPRING, Ground		1	
-8	542-5431-002	PLATE, Rear		1	
**9	543-7333-003	COIL, R-F		1	
**10	543-7324-00	CORE, Adjustable tuning		1	
		ATTACHING PARTS for 7 thru 10			
	X5133-18MD	RING, Retaining 340-0464-00	89462	1	
	MS35337-78	WASHER 310-0278-00		2	
	Coml	SCREW, Machine, nickel plated brass, pan head, 4-40 x 2 lg 330-0263-00	77250	2	
-11	DM20F102F500WV	CAPACITOR, Fixed 912-1749-00	72136	1	
-12		CAPACITOR, Fixed Value determined at test, select from the following:		1	
	DA934-038*	20 uuf 20%, 500 vdcw 913-2884-00	71590		
	DA934-042*	20 uuf 20%, 500 vdcw 913-2883-00	71590		
	DA933-048*	20 uuf 20%, 500 vdcw 913-2882-00	71590		
	DA933-049*	20 uuf 20%, 500 vdcw 913-2881-00	71590		
	DA933-050*	20 uuf 20%, 500 vdcw 913-2880-00	71590		
	DA933-051*	20 uuf 20%, 500 vdcw 913-2879-00	71590		
	DA931-019*	100 uuf 20%, 500 vdcw 913-2897-00	71590		
	DA931-020*	100 uuf 20%, 500 vdcw 913-2898-00	71590		
	DA932-008*	100 uuf 20%, 500 vdcw 913-2899-00	71590		
	DA932-009*	100 uuf 20%, 500 vdcw 913-2900-00	71590		
-13		CAPACITOR, Fixed Value determined at test, select from the following:		1	
	DA932-005	100 uuf 20%, 500 vdcw 913-0074-00	71590		
	DA933-017	100 uuf 20%, 500 vdcw 913-0246-00	71590		
-14	2A1DB12	TERMINAL, Stud 306-0234-00		1	
		ATTACHING PARTS			
	MS35214-12	SCREW 343-0285-00		1	
-15	543-7323-00	COIL, R-F		1	
-16	DM15E201F300WV	CAPACITOR, Fixed 912-3468-00	72136	1	
-17	557018COP039R	CAPACITOR, Variable 917-1073-00	72982	1	
		ATTACHING PARTS			
	Coml	NUT, Plain, hex, nickel plated brass, 4-40 thread 313-0156-00	77250	2	
	MS35214-12	SCREW 343-0285-00		2	
-18	1N34A	SEMICONDUCTOR DEVICE, Diode 353-0103-00	80368	1	
-19	RC20GF104K	RESISTOR 745-1436-00		1	
-20	543-7322-00	SOCKET, Electron tube		1	
		ATTACHING PARTS			
	MS35214-14	SCREW 343-0287-00		2	
	MS35337-78	WASHER 310-0278-00		2	
-21	RC20GF104K	RESISTOR 745-1436-00		1	
-22	20C109	CAPACITOR, Fixed 913-2097-00	01939	4	
-23	DM20F302F500WV	CAPACITOR, Fixed 912-1748-00	72136	1	
-24	240-0695-00	COIL, R-F, single layer wound, 3.30 uh, 1.40 ohms, 600 ma		1	
-25	RC20GF822J	RESISTOR 745-1432-00		1	
-26	220-1189-00	SOCKET, Electron tube, 7 pin miniature turret type		1	
-27	240-0665-00	TRANSFORMER, R-F, 260 to 500 uh primary, 2.7 uh secondary		1	
-28	280-0450-00	DECAL, 1/2 wide x 2-1/4 lg, patent notice		1	
-29	543-7321-00	COVER, Osc		1	

**If replacements of items 4, 9 or 10 is necessary, manufacturer suggests return of 70K-2 module to manufacturer for servicing.




Figure 6. Power Supply Type MP-1

Section IV
Group Assembly Parts List

T.O. 31R2-4-183-4

FIG. AND INDEX NO.	MFR PART NUMBER	DESCRIPTION	MFR CODE	UNITS PER ASSY.	USE ON CODE	1 2 3 4 5 6 7 8 9													
6-	522-2750-00	. POWER SUPPLY TYPE MP-1 See fig. 1-5 for nha			REF														
-1	549-3322-004	. COVER, Power supply			1														
	MS35216-25	. ATTACHING PARTS . SCREW 343-0159-00			4														
-2	2763	. GROMMET, Rubber 201-0043-00	70485		1														
-3	1322	. CHANNEL, Rubber 200-1143-00	70485		1														
-4	549-3318-003	. PRINTED CIRCUIT BOARD See fig. 7			1														
	MS35216-13	. ATTACHING PARTS . SCREW 343-0134-00			6														
-5	RW30V500	. RESISTOR 747-0225-00			1														
	AN340C6	. ATTACHING PARTS . NUT 313-0002-00			1														
	Coml	. WASHER, Fiber, 5/32 id, 3/8 od, 1/16 thk 302-1000-00	74921		2														
	MS35200-33	. SCREW 342-0072-00			1														
-6	0200L	. RESISTOR, Fixed 710-4771-00	44655		1														
	A6-120	. ATTACHING PARTS . NUT, Blind rivet 334-0007-00	25472		1														
	Coml	. WASHER, Shouldered, fiber, 0.170 id, 7/16 od, 1/8 thk 302-3000-00	74921		2														
	Coml	. SCREW, Machine, cadmium plated steel, flat head, 6-32 x 2-1/4 lg 342-0405-00	77250		1														
-7	DA3F3	. TRANSISTOR 352-0320-00	02238		2														
	PK22MS	. ATTACHING PARTS . KIT, Mounting 015-0894-00	08289		2														
-8	193-1303-00	. CAPACITOR, Fixed, electrolytic, 500 uf +100 -10%, 15 vdw			1														
-9	RTMT12M	. TERMINAL, Stud 306-0976-00	91663		1														
	MS35200-13	. ATTACHING PARTS . SCREW 342-0045-00			1														
-10	10330	. REACTOR 668-0010-00	12338		1														
-11	10328	. REACTOR 668-0009-00	12338		1														
	MS35200-31	. ATTACHING PARTS for 10 and 11 . SCREW 342-0069-00			2														
-12	549-3311-002	. LEAD, Electrical			2														
	AN345B10	. ATTACHING PARTS . NUT 313-0056-00			4														
	Coml	. WASHER, Lock, bronze, split ring, 0.194 id, 0.337 od, 0.047 thk 310-0080-00	79807		4														
-13	1N115	. SEMICONDUCTOR DEVICE, Diode 353-1610-00			1														
	AN345B10	. ATTACHING PARTS . NUT 313-0056-00			1														
	Coml	. WASHER, Flat, nickel plated brass, 0.203 id, 0.437 od, 0.038 thk 310-0059-00	79807		1														
-14	264-0734-00	. FUSE, Cartridge, 30 amp, 32 v			1														
-15	HKP1-16	. FUSEHOLDER 265-1002-00	71400		1														
-16	600Y5	. TERMINAL BOARD 367-0013-00	75382		1														
	MS35216-16	. ATTACHING PARTS . SCREW 343-0137-00			4														
	Coml	. NUT, Plain, hex, stainless steel, 4-40 thread 313-0132-00	77250		4														
-17	10316	. REACTOR 668-0006-00	12338		1														
-18	10342	. REACTOR 668-0007-00	12338		1														
	Coml	. ATTACHING PARTS for 17 and 18 . SCREW, Machine, cadmium plated steel, flat head, 6-32 x 2-1/4 lg 342-0405-00	77250		2														
-19	KD3D12VDC	. RELAY, Armature 970-2170-00	85143		1														
	Coml	. ATTACHING PARTS . SCREW, Machine, stainless steel, flat head, 3-48 x 1/4 lg 342-1725-00	77250		2														
-20	10354	. TRANSFORMER, Power 662-0034-00	12338		1														
	MS20365-1032A	. ATTACHING PARTS . NUT 333-0385-00			1														
	MS35201-64	. SCREW 342-0234-00			1														
-21	280-3151-00	. LABEL, Foil, 1 wide x 1-3/4 lg, inscribed TYPE MP-1			1														
-22	549-3320-004	. CHASSIS, Electrical equipment			1														
-23	CL440-2	. NUT, Plain, clinch 334-0063-00	46384		6														
-24	F12NCFMA2-62	. NUT, Self-locking, clinch 333-0842-00	72962		4														
-25	549-3319-004	. CHASSIS, Electrical equipment			1														




Figure 7. Printed Circuit Board

FIG. AND INDEX NO.	MFR PART NUMBER	DESCRIPTION									MFR CODE	UNITS PER ASSY.	USE ON CODE
		1	2	3	4	5	6	7	8	9			
7-	549-3318-003			REF
-1	183-1551-00			6
-2	RC32GF224K			6
-3	RC32GF470K			1
-4	183-1568-00			3
-5	RC42GF682K			1
-6	376-2376-00			1
				
	Com1			
				
-7	10404-36			1
-8	183-1571-00			2
-9	1N1491			13
-10	549-3317-003			1




Figure 8. Kit, Crystal CPN-1

FIG. AND INDEX NO.	MFR PART NUMBER	DESCRIPTION	REF									MFR CODE	UNITS PER ASSY.	USE ON CODE		
			1	2	3	4	5	6	7	8	9					
8-	597-0404-00	. KIT, CRYSTAL CPN-1 See fig. 1-6 for nha													REF	
-1	42H	. . FORCEPS, Xcelite													1	
-2	099-1138-00	. . HOLDER, Kit, sample crystal													1	
MO9012		. . CRYSTAL UNIT, Quartz 290-9012-00												85675	1	
MO9013		. . CRYSTAL UNIT, Quartz 290-9013-00												85675	1	
MO9014		. . CRYSTAL UNIT, Quartz 290-9014-00												85675	1	
MO9015		. . CRYSTAL UNIT, Quartz 290-9015-00												85675	1	
MO9016		. . CRYSTAL UNIT, Quartz 290-9016-00												85675	1	
MO9025		. . CRYSTAL UNIT, Quartz 290-9025-00												85675	1	
MO9026		. . CRYSTAL UNIT, Quartz 290-9026-00												85675	1	
MO9029		. . CRYSTAL UNIT, Quartz 290-9029-00												85675	1	
MO9030		. . CRYSTAL UNIT, Quartz 290-9030-00												85675	1	
MO9031		. . CRYSTAL UNIT, Quartz 290-9031-00												85675	1	
MO9032		. . CRYSTAL UNIT, Quartz 290-9032-00												85675	1	
MO9033		. . CRYSTAL UNIT, Quartz 290-9033-00												85675	1	
MO9034		. . CRYSTAL UNIT, Quartz 290-9034-00												85675	1	
MO9035		. . CRYSTAL UNIT, Quartz 290-9035-00												85675	1	
MO9036		. . CRYSTAL UNIT, Quartz 290-9036-00												85675	1	
MO9037		. . CRYSTAL UNIT, Quartz 290-9037-00												85675	1	
MO9038		. . CRYSTAL UNIT, Quartz 290-9038-00												85675	1	
MO9039		. . CRYSTAL UNIT, Quartz 290-9039-00												85675	1	
MO9040		. . CRYSTAL UNIT, Quartz 290-9040-00												85675	1	
MO9041		. . CRYSTAL UNIT, Quartz 290-9041-00												85675	1	
MO9042		. . CRYSTAL UNIT, Quartz 290-9042-00												85675	1	
MO9043		. . CRYSTAL UNIT, Quartz 290-9043-00												85675	1	
MO9044		. . CRYSTAL UNIT, Quartz 290-9044-00												85675	1	
MO9045		. . CRYSTAL UNIT, Quartz 290-9045-00												85675	1	
MO9046		. . CRYSTAL UNIT, Quartz 290-9046-00												85675	1	
MO9047		. . CRYSTAL UNIT, Quartz 290-9047-00												85675	1	
MO9048		. . CRYSTAL UNIT, Quartz 290-9048-00												85675	1	
MO9049		. . CRYSTAL UNIT, Quartz 290-9049-00												85675	1	
MO9050		. . CRYSTAL UNIT, Quartz 290-9050-00												85675	1	
MO9051		. . CRYSTAL UNIT, Quartz 290-9051-00												85675	1	
MO9052		. . CRYSTAL UNIT, Quartz 290-9052-00												85675	1	
MO9053		. . CRYSTAL UNIT, Quartz 290-9053-00												85675	1	
MO9054		. . CRYSTAL UNIT, Quartz 290-9054-00												85675	1	

FIG. AND INDEX NO.	MFR PART NUMBER	DESCRIPTION									MFR CODE	UNITS PER ASSY.	USE ON CODE	
		1	2	3	4	5	6	7	8	9				
8-	MO9055	CRYSTAL UNIT, Quartz	290-9055-00									85675	1	
	MO9056	CRYSTAL UNIT, Quartz	290-9056-00									85675	1	
	MO9057	CRYSTAL UNIT, Quartz	290-9057-00									85675	1	
	MO9058	CRYSTAL UNIT, Quartz	290-9058-00									85675	1	
	MO9059	CRYSTAL UNIT, Quartz	290-9059-00									85675	1	
	MO9060	CRYSTAL UNIT, Quartz	290-9060-00									85675	1	
	MO9061	CRYSTAL UNIT, Quartz	290-9061-00									85675	1	
	MO9064	CRYSTAL UNIT, Quartz	290-9064-00									85675	1	
	MO9065	CRYSTAL UNIT, Quartz	290-9065-00									85675	1	
	MO9067	CRYSTAL UNIT, Quartz	290-9067-00									85675	1	
	MO9068	CRYSTAL UNIT, Quartz	290-9068-00									85675	1	
	MO9069	CRYSTAL UNIT, Quartz	290-9069-00									85675	1	
	MO9070	CRYSTAL UNIT, Quartz	290-9070-00									85675	1	
	MO9071	CRYSTAL UNIT, Quartz	290-9071-00									85675	1	
	MO9072	CRYSTAL UNIT, Quartz	290-9072-00									85675	1	
	MO9073	CRYSTAL UNIT, Quartz	290-9073-00									85675	1	
	MO9074	CRYSTAL UNIT, Quartz	290-9074-00									85675	1	
	MO9075	CRYSTAL UNIT, Quartz	290-9075-00									85675	1	
	MO9076	CRYSTAL UNIT, Quartz	290-9076-00									85675	1	
	MO9077	CRYSTAL UNIT, Quartz	290-9077-00									85675	1	
	MO9078	CRYSTAL UNIT, Quartz	290-9078-00									85675	1	
	MO9079	CRYSTAL UNIT, Quartz	290-9079-00									85675	1	
	MO9080	CRYSTAL UNIT, Quartz	290-9080-00									85675	1	
	MO9081	CRYSTAL UNIT, Quartz	290-9081-00									85675	1	
	MO9082	CRYSTAL UNIT, Quartz	290-9082-00									85675	1	
	MO9083	CRYSTAL UNIT, Quartz	290-9083-00									85675	1	
	MO9084	CRYSTAL UNIT, Quartz	290-9084-00									85675	1	
	MO9085	CRYSTAL UNIT, Quartz	290-9085-00									85675	1	
	MO9086	CRYSTAL UNIT, Quartz	290-9086-00									85675	1	
	MO9087	CRYSTAL UNIT, Quartz	290-9087-00									85675	1	
	MO9088	CRYSTAL UNIT, Quartz	290-9088-00									85675	1	
	MO9089	CRYSTAL UNIT, Quartz	290-9089-00									85675	1	
	MO9090	CRYSTAL UNIT, Quartz	290-9090-00									85675	1	
	MO9091	CRYSTAL UNIT, Quartz	290-9091-00									85675	1	
	MO9092	CRYSTAL UNIT, Quartz	290-9092-00									85675	1	
	MO9093	CRYSTAL UNIT, Quartz	290-9093-00									85675	1	
	MO9094	CRYSTAL UNIT, Quartz	290-9094-00									85675	1	
	MO9095	CRYSTAL UNIT, Quartz	290-9094-00									85675	1	
	MO9096	CRYSTAL UNIT, Quartz	290-9096-00									85675	1	
	MO9100	CRYSTAL UNIT, Quartz	290-9100-00									85675	1	
	MO9101	CRYSTAL UNIT, Quartz	290-9101-00									85675	1	
	MO9102	CRYSTAL UNIT, Quartz	290-9102-00									85675	1	
	MO9103	CRYSTAL UNIT, Quartz	290-9103-00									85675	1	
	MO9104	CRYSTAL UNIT, Quartz	290-9104-00									85675	1	
	MO9105	CRYSTAL UNIT, Quartz	290-9105-00									85675	1	
	MO9106	CRYSTAL UNIT, Quartz	290-9106-00									85675	1	
	MO9107	CRYSTAL UNIT, Quartz	290-9107-00									85675	1	
	MO9108	CRYSTAL UNIT, Quartz	290-9108-00									85675	1	
	MO9109	CRYSTAL UNIT, Quartz	290-9109-00									85675	1	
	MO9110	CRYSTAL UNIT, Quartz	290-9110-00									85675	1	
	MO9111	CRYSTAL UNIT, Quartz	290-9111-00									85675	1	
	MO9112	CRYSTAL UNIT, Quartz	290-9112-00									85675	1	
	MO9113	CRYSTAL UNIT, Quartz	290-9113-00									85675	1	
	MO9114	CRYSTAL UNIT, Quartz	290-9114-00									85675	1	
	MO9115	CRYSTAL UNIT, Quartz	290-9115-00									85675	1	
	MO9116	CRYSTAL UNIT, Quartz	290-9116-00									85675	1	
	MO9117	CRYSTAL UNIT, Quartz	290-9117-00									85675	1	
	MO9118	CRYSTAL UNIT, Quartz	290-9118-00									85675	1	
	MO9119	CRYSTAL UNIT, Quartz	290-9119-00									85675	1	
	MO9120	CRYSTAL UNIT, Quartz	290-9120-00									85675	1	
	MO9121	CRYSTAL UNIT, Quartz	290-9121-00									85675	1	
	MO9122	CRYSTAL UNIT, Quartz	290-9122-00									85675	1	
	MO9123	CRYSTAL UNIT, Quartz	290-9123-00									85675	1	
	MO9124	CRYSTAL UNIT, Quartz	290-9124-00									85675	1	
	MO9125	CRYSTAL UNIT, Quartz	290-9125-00									85675	1	
	MO9126	CRYSTAL UNIT, Quartz	290-9126-00									85675	1	
	MO9127	CRYSTAL UNIT, Quartz	290-9127-00									85675	1	
	MO9128	CRYSTAL UNIT, Quartz	290-9128-00									85675	1	
	MO9129	CRYSTAL UNIT, Quartz	290-9129-00									85675	1	
	MO9130	CRYSTAL UNIT, Quartz	290-9130-00									85675	1	
	MO9131	CRYSTAL UNIT, Quartz	290-9131-00									85675	1	
	MO9132	CRYSTAL UNIT, Quartz	290-9132-00									85675	1	
	MO9133	CRYSTAL UNIT, Quartz	290-9133-00									85675	1	
	MO9134	CRYSTAL UNIT, Quartz	290-9134-00									85675	1	
	MO9135	CRYSTAL UNIT, Quartz	290-9135-00									85675	1	
	MO9136	CRYSTAL UNIT, Quartz	290-9136-00									85675	1	
	MO9137	CRYSTAL UNIT, Quartz	290-9137-00									85675	1	
	MO9138	CRYSTAL UNIT, Quartz	290-9138-00									85675	1	
	MO9139	CRYSTAL UNIT, Quartz	290-9139-00									85675	1	
	MO9140	CRYSTAL UNIT, Quartz	290-9140-00									85675	1	
	MO9141	CRYSTAL UNIT, Quartz	290-9141-00									85675	1	




Figure 9. Amplifier, Linear, R-F Type 30L-1

FIG. AND INDEX NO.	MFR PART NUMBER	DESCRIPTION	MFR CODE	UNITS PER ASSY.	USE ON CODE
9-	522-2375-00	AMPLIFIER, LINEAR, R-F TYPE 30L-1 See fig. 1-11 for nha		REF	
-1	747R	BUMPER, Rubber 200-5010-00	75543	2	
-2	543-8101-002	FOOT, Cabinet		2	
	MS35216-33	ATTACHING PARTS for 1 and 2			
	Coml	SCREW 343-0180-00		2	
		WASHER, Flat, nickel plated brass, 0.147 id, 0.312 od, 0.032 thk 310-0055-00	79807	2	
-3	548-1379-002	FOOT, Chassis		2	
	MS35216-28	ATTACHING PARTS			
	Coml	SCREW 343-0173-00		2	
		WASHER, Flat, nickel plated brass, 0.147 id, 0.312 od, 0.032 thk 310-0055-00	79807	2	
-4	544-7239-002	STOP, Lid		2	
	Coml	ATTACHING PARTS			
		SETSCREW, Stainless steel, 6-40 x 1/8 lg 328-0019-00	08664	2	
-5	547-3687-006	CABINET, Electrical equipment		1	
	MS35216-24	ATTACHING PARTS			
		SCREW 343-0168-00		2	
-6	547-3686-006	CABINET, Electrical equipment		1	
	AN340B6	ATTACHING PARTS			
	Coml	NUT 313-0053-00		2	
	503-2604-001	WASHER, Lock, bronze, split ring, 0.141 id, 0.253 od, 0.031 thk 310-0077-00	79807	2	
	543-8116-00	WASHER, Flat		2	
		SCREW, Machine		2	
-7	547-3682-006	CABINET, Electrical equipment		1	
-8	280-3013-00	LABEL, Foil, 1/2 wide x 2-1/4 lg, inscribed with patent notice		1	
-9	547-3706-00	CHASSIS, Electrical equipment See fig. 10		1	
-10	350	ADAPTER, Connector 368-0138-00	08556	1	
-11	0235	CONNECTOR, Plug 357-9113-00	94375	1	
-12	0102-48	CABLE ASSY, Special purpose, electrical 426-2027-00	93490	2	
-13	4C1336	CABLE ASSY, R-F 426-5076-00	82389	1	
-14	UG21EU	CONNECTOR 357-9261-00		1	
-15	314008	FUSE, Cartridge 264-4110-00	75915	6	
-16	S076-4CADORZNPL	KEY, Socket head screw 024-9730-00	08664	1	
-17	S094CADORZNPL	KEY, Socket head screw 024-0019-00	08664	1	




Figure 10. Chassis, Electrical Equipment

FIG. AND INDEX NO.	MFR PART NUMBER	DESCRIPTION									MFR CODE	UNITS PER ASSY.	USE ON CODE
		1	2	3	4	5	6	7	8	9			
10-	547-3706-00	. . .	CHASSIS, Electrical equipment	See fig. 9-10 for nha								REF	
-1	547-3696-003	. . .	COVER, Power supply									1	
	MS35216-24	. . .	ATTACHING PARTS										
	MS35200-22	. . .	SCREW 343-0168-00									5	
	MS35338-79	. . .	SCREW 342-0059-00									3	
	MS35338-79	. . .	WASHER 310-0282-00									5	
-2	280-0851-00	. . .	DECAL, 1 wide x 3-1/2 lg, inscribed DANGER HIGH VOLTAGE									1	
-3	547-3693-002	. . .	ACTUATOR, Interlock									1	
-4	547-3695-003	. . .	COVER, Power supply									1	
-5	547-3690-004	. . .	COVER, Amplifier									1	
	MS35216-12	. . .	ATTACHING PARTS										
	MS35216-12	. . .	SCREW 343-0133-00									10	
-6	547-3647-004	. . .	PLATE, Rear									1	
	MS35216-25	. . .	ATTACHING PARTS										
	MS35216-25	. . .	SCREW 343-0169-00									8	
	MS35338-79	. . .	WASHER 310-0282-00									8	
	Coml	. . .	WASHER, Flat, stainless steel, 0.147 id, 0.437 od, 0.031 thk 310-0447-00							79807		8	
-7	547-3699-003	. . .	PLATE, Power supply									1	
	MS35216-24	. . .	ATTACHING PARTS										
	MS35216-24	. . .	SCREW 343-0168-00									8	
	MS35338-79	. . .	WASHER 310-0282-00									8	
-8	547-3649-004	. . .	COVER, Chassis									1	
	MS35200-22	. . .	ATTACHING PARTS										
	MS35200-22	. . .	SCREW 342-0059-00									3	
	MS35216-24	. . .	SCREW 343-0168-00									2	
	MS35338-79	. . .	WASHER 310-0282-00									2	
-9	544-0779-004	. . .	KNOB									2	
-10	547-3656-002	. . .	KNOB									2	
	Coml	. . .	ATTACHING PARTS for 9 and 10										
	Coml	. . .	SETSCREW, Stainless steel, 8-32 x 3/16 lg 328-0267-00							08664		6	
-11	811	. . .	ELECTRON TUBE 256-0053-00							49671		4	
-12	913-3013-00	. . .	CAPACITOR, Fixed, ceramic, 10,000 uuf 20%, 500 vdcw									1	
-13	RC42GF100K	. . .	RESISTOR 745-5568-00									2	
-14	547-3639-002	. . .	CONNECTING LINK, Rigid									1	
	MS16633-1012	. . .	ATTACHING PARTS										
	MS16633-1012	. . .	RING 340-0087-00									2	
-15	549-5084-002	. . .	LEVER ASSY, Switch									1	
	Coml	. . .	ATTACHING PARTS										
	Coml	. . .	SETSCREW, Stainless steel, 6-32 x 1/8 lg 328-0018-00							08664		2	
-16	39003	. . .	COUPLING, Shaft 015-0257-00							76487		1	
-17	547-3657-002	. . .	PIN, Straight, headless									1	
-18	547-3702-00	. . .	FAN, Axial									1	
	MS20365D632A	. . .	ATTACHING PARTS										
	AN340C6	. . .	NUT 333-0368-00									3	
	MS35338-79	. . .	NUT 313-0045-00									3	
	Coml	. . .	WASHER 310-0282-00									3	
	901	. . .	WASHER, Flat, stainless steel, 0.147 id, 0.437 od, 0.031 thk 310-0447-00							79807		3	
	MS35216-30	. . .	GROMMET, Rubber 201-1040-00							75543		3	
	MS35216-30	. . .	SCREW 343-0175-00									3	
-19	YAB355-2	. . .	PROPELLER, Fan 009-1471-00							05624		1	
-20	547-3631-002	. . .	PLATE, Mounting									1	
	MS35215-52	. . .	ATTACHING PARTS										
	MS35337-81	. . .	SCREW 343-0344-00									2	
	MS35337-81	. . .	WASHER 310-0073-00									2	
-21	DYAB569-116	. . .	MOTOR, A-C 230-0375-00							05624		1	
-22	1126	. . .	STRAP, Retaining 139-0311-00							71785		1	
	MS35216-24	. . .	ATTACHING PARTS										
	MS35216-24	. . .	SCREW 343-0168-00									1	
	MS35338-79	. . .	WASHER 310-0282-00									1	
-23	547-3694-00	. . .	POWER SUPPLY See fig. 11									1	
	Coml	. . .	ATTACHING PARTS										
	AN936A616	. . .	NUT, Plain, hex, nickel plated brass, 3/8-32 thread 313-0061-00							77250		1	
	MS35338-79	. . .	WASHER 373-0085-00									1	
	MS35216-24	. . .	WASHER 310-0282-00									1	
	MS35216-24	. . .	SCREW 343-0168-00									1	
-24	547-3705-00	. . .	AMPLIFIER SUBASSEMBLY See fig. 12									1	
	MS35216-24	. . .	ATTACHING PARTS										
	MS35216-24	. . .	SCREW 343-0168-00									5	
	MS35338-79	. . .	WASHER 310-0282-00									5	
-25	547-3704-00	. . .	PANEL ASSY, Front See fig. 13									1	




Figure 11. Power Supply

FIG. AND INDEX NO.	MFR PART NUMBER	DESCRIPTION									MFR CODE	UNITS PER ASSY.	USE ON CODE
		1	2	3	4	5	6	7	8	9			
11-	547-3694-00		REF	
-1	30175	97965	1	
	AN340C10		4	
	MS35338-81		4	
	Coml	79807	4	
	MS35217-56		4	
				
-2	547-3667-003		1	
	MS35216-23		4	
-3	CM28047	12697	6	
-4	183-1567-00		6	
-5	547-3666-003		1	
-6	314008		2	
-7	HKP4JRZZ	75915	2	
-8	2296	71400	2	
-9	547-3632-002	70485	2	
-10	P26621		1	
	AN340C6		2	
	MS35338-79		1	
	Coml	79807	1	
	Coml		1	
	Coml	79807	1	
	Coml	52584	1	
	MS35216-23		1	
-11	SR6P	28520	1	
-12	0220-17		1	
-13	DA134-048CB	71590	2	
-14	183-1563-00		1	
-15	RC42GF103K		1	
-16	RC42GF470K		1	
-17	1N540		1	
-18	1542A	71785	2	
	AN340C6		2	
	MS35338-79		2	
	MS35200-24		2	
-19	1909	71785	1	
	AN340C6		1	
	MS35338-79		1	
	MS35216-23		1	
-20	540-9230-003		4	
-21	547-3671-003		1	
	MS35216-29		4	
	541-6008-002		4	
-22	RNS0B4024F		1	
-23	851000X5U0102Z	72982	16	
-24	1N1492		16	
-25	RC42GF152K		1	
-26	RSM5-1R090F	91637	1	
-27	547-3670-003		1	
11-	547-3693-00		1	
-28	RN65B1781F		1	
-29	215870F1	76854	1	
-30	CRLX108	71590	2	
	AN340C6		4	
	MS35338-79		2	
	Coml	79807	2	
	Coml		4	
	Coml	77250	2	
	MS35200-23		2	
-31	547-3651-005		1	




Figure 12. Amplifier Subassembly

FIG. AND INDEX NO.	MFR PART NUMBER	DESCRIPTION									MFR CODE	UNITS PER ASSY.	USE ON CODE	
		1	2	3	4	5	6	7	8	9				
12-	547-3705-00	AMPLIFIER SUBASSEMBLY See fig. 10-24 for nba										REF	
-1	1N458	SEMICONDUCTOR DEVICE, Diode 353-0205-00									73293	3	
-2	710-9010-00	RESISTOR, Fixed, wirewound, 2000 ohms 10%, 7 w										1	
-3	KRP2565-1	RELAY, Armature 970-2140-00									77342	1	
	Com1	ATTACHING PARTS											
	MS35338-79	NUT, Plain, hex, nickel plated brass, 6-32 thread 313-0140-00									77250	1	
		WASHER 310-0282-00										1	
-4	913-3013-00	CAPACITOR, Fixed, ceramic, 10,000 muf 20%, 500 vdow										11	
-5	30473	COIL, R-F 240-1244-00									97965	1	
-6	2295	GROMMET, Rubber 201-0007-00									70485	1	
-7	547-6641-002	LEVER, Remote control										1	
	MS35216-24	ATTACHING PARTS											
	MS35338-79	SCREW 343-0168-00										2	
		WASHER 310-0282-00										2	
-8	DM15F331J500WV	CAPACITOR, Fixed 912-2852-00									72136	1	
-9	DM15F221J500WV	CAPACITOR, Fixed 912-2840-00									72136	8	
-10	10402-22	COIL, R-F 240-0173-00									82142	1	
-11	RC32GF470K	RESISTOR 745-3296-00										4	
-12	HP6N	CLAMP, Loop 150-1543-00									09922	1	
	Com1	ATTACHING PARTS											
	Com1	NUT, Plain, hex, nickel plated brass, 6-32 thread 313-0140-00									77250	1	
	MS35216-27	WASHER, Flat, nickel plated brass, 0.147 id, 0.375 od, 0.032 thk 310-0056-00									79807	1	
		SCREW 343-0171-00										1	
-13	RC20GF390K	RESISTOR 745-1293-00										1	
-14	RTMT12M	TERMINAL, Stud 306-0976-00									91663	2	
-15	UG58AU	CONNECTOR 357-9003-00										1	
	Com1	ATTACHING PARTS for 14 and 15											
	MS35338-78	NUT, Plain, hex, nickel plated brass, 4-40 thread 313-0156-00									77250	2	
	MS35216-13	WASHER 310-0279-00										4	
	MS35216-14	SCREW 343-0134-00										2	
		SCREW 343-0135-00										2	
-16	547-3664-003	JACK ASSY, Tip										1	
	MS35216-24	ATTACHING PARTS											
	MS35338-79	SCREW 343-0168-00										2	
		WASHER 310-0282-00										2	
-17	360-0088-00	JACK, Telephone, accommodates 1/8 dia plug										3	
	RS472X3-16CADPL	ATTACHING PARTS											
		RIVET, Tubular 305-0004-00									12014	6	
-18	547-3644-003	BRACKET, Electrical connector										1	
-19	DM15F101J500WV	CAPACITOR, Fixed 912-2816-00									72136	3	
-20	DM15F151J500WV	CAPACITOR, Fixed 912-2828-00									72136	2	
-21	DM15F181J500WV	CAPACITOR, Fixed 912-2834-00									72136	2	
-22	DM15E820J500WV	CAPACITOR, Fixed 912-2810-00									72136	1	
-23	DM15F511J500WV	CAPACITOR, Fixed 912-2867-00									72136	1	
-24	547-3659-003	COIL, R-F										1	
-25	547-3660-003	COIL, R-F										1	
-26	547-3661-003	COIL, R-F										1	
-27	547-3662-003	COIL, R-F										1	
-28	547-3663-003	COIL, R-F										1	
-29	10404-26	COIL, R-F 240-0189-00									82142	1	
-30	DM15E470J500WV	CAPACITOR, Fixed 912-2792-00									72136	2	
-31	49RSS4	SOCKET, Electron tube 220-1451-00									02660	4	
	MS35649-44	ATTACHING PARTS											
	MS35338-78	NUT 313-0043-00										8	
	Com1	WASHER 310-0279-00										8	
	500-0053-001	WASHER, Flat, nickel plated brass, 0.125 id, 0.312 od, 0.028 thk 310-0054-00									79807	16	
	Com1	SPACER, Sleeve										8	
		SCREW, Machine, stainless steel, pan head, 4-40 x 1/2 lg 343-0143-00									77250	8	
-32	1520A	TERMINAL BOARD 306-9033-00									71785	2	
-33	1542A	TERMINAL BOARD 306-0550-00									71785	1	
	Com1	ATTACHING PARTS for 32 and 33											
	Com1	NUT, Plain, hex, nickel plated brass, 6-32 thread 313-0140-00									77250	2	
	MS35214-24	WASHER, Lock, bronze, split ring, 0.141 id, 0.239 od, 0.025 thk 310-0078-00									79807	2	
		SCREW 343-0329-00										2	
-34	214093LK1	SWITCH, Rotary 259-1385-00									76854	1	
	Com1	ATTACHING PARTS											
	AN936A616	NUT, Plain, hex, nickel plated brass, 3/8-32 thread 313-0061-00									77250	1	
		WASHER 373-0046-00										1	
-35	RC20GF393K	RESISTOR 745-1419-00										2	
-36	RC20GF472K	RESISTOR 745-1380-00										1	
-37	DM15F271J500WV	CAPACITOR, Fixed 912-2846-00									72136	1	
-38	557018U2P034R	CAPACITOR, Variable 917-1075-00									72982	1	
	MS35649-44	ATTACHING PARTS											
	MS35216-12	NUT 313-0043-00										2	
		SCREW 343-0133-00										2	
-39	376-0205-00	RESISTOR, Variable, composition, 5000 ohms 20%, 0.2 w										1	
	Com1	ATTACHING PARTS											
	AN936A416B	NUT, Plain, hex, nickel plated brass, 1/4-32 thread 334-0253-00									77250	1	
		WASHER 373-3050-00										1	

FIG. AND INDEX NO.	MFR PART NUMBER	DESCRIPTION									MFR CODE	UNITS PER ASSY.	USE ON CODE	
		1	2	3	4	5	6	7	8	9				
12-40	547-3642-003	BRACKET, Angle							1	
						ATTACHING PARTS							2	
	MS35216-24	SCREW 343-0168-00							2	
	MS35338-79	WASHER 310-0282-00								
-41	280-2979-00	LABEL, Foil, 1 wide x 1-1/2 lg, inscribed TYPE 30L-1							1	
-42	547-3653-005	CHASSIS, Electrical equipment							1	




Figure 13. Panel Assembly, Front

FIG. AND INDEX NO.	MFR PART NUMBER	DESCRIPTION	MFR CODE	UNITS PER ASSY.	USE ON CODE			
						1	2	3
13-	547-3704-00	PANEL ASSY, Front See fig. 10-25 for nha			REF			
-1	547-3720-003	PLATE, Identification			1			
	Coml	ATTACHING PARTS						
	MS35337-78	NUT, Plain, hex, stainless steel, 4-40 thread 313-0132-00	77250	2	2			
		WASHER 310-0278-00						
-2	547-3672-003	PLATE, Escutcheon			1			
		ATTACHING PARTS						
	MS35200-14	SCREW 342-0046-00			2			
-3	547-3658-003	PLATE, Escutcheon			1			
		ATTACHING PARTS						
	Coml	SCREW, Machine, nickel plated brass, oval head, 4-40 x 3/8 lg 319-0042-00	77250	2				
-4	280-2972-00	INSIGNIA, Collins			1			
		ATTACHING PARTS						
	C13388SS010	PUSH ON NUT 334-1331-00	78553	2				
-5	458-0592-00	METER, Arbitrary scale, 200-0-500 ua range, measures kv and amps			1			
-6	34103	COIL, R-F 240-0059-00	76487	1				
-7	CN817319	CAPACITOR, Variable 921-0018-00	97137	1				
		ATTACHING PARTS						
	MS35198-42	SCREW 342-0186-00			4			
	541-6066-002	SPACER, Sleeve			4			
-8	913-4329-00	CAPACITOR, Fixed, ceramic, 5000 uuf 20%, 3000 vdcw			2			
-9	10402-24	COIL, R-F 240-0174-00	82142	1				
-10	X87	INSULATOR, Bushing 190-1122-00	71590	1				
-11	X86	INSULATOR, Bushing 190-1126-00	71590	1				
		ATTACHING PARTS for 10 and 11						
	AN340C6	NUT 313-0045-00			2			
	MS35338-79	WASHER 310-0282-00			2			
	Coml	WASHER, Flat, nickel plated brass, 0.147 id, 0.375 od, 0.032 thk 310-0056-00	79807	2				
	Coml	WASHER, Corprene, 0.147 id, 0.375 od, 0.032 thk 302-0026-00	05284	2				
	Coml	WASHER, Corprene, 0.390 id, 0.875 od, 0.032 thk 302-0044-00	05284	2				
	MS35214-33	SCREW 343-0339-00			1			
-12	547-3632-002	CONTACT, Electrical			2			
-13	P26621	INSULATOR, Standoff 190-2570-00	70371	2				
		ATTACHING PARTS for 12 and 13						
	AN340C6	NUT 313-0045-00			4			
	MS35338-79	WASHER 310-0282-00			2			
	Coml	WASHER, Flat, nickel plated brass, 0.147 id, 0.375 od, 0.032 thk 310-0056-00	79807	2				
	Coml	WASHER, Corprene, 0.147 id, 0.375 od, 0.032 thk 302-0026-00	05284	2				
	Coml	WASHER, Corprene, 0.203 id, 0.500 od, 0.032 thk 302-0032-00	05284	2				
	Coml	STUD, Continuous thread, cadmium plated brass, 6-32 x 1 lg 312-3020-00	77250	2				
	MS35214-24	SCREW 343-0329-00			2			
-14	327047X5T0102Z	CAPACITOR, Fixed 913-1292-00			72982			
		ATTACHING PARTS						
	Coml	NUT, Plain, hex, nickel plated brass, 1/4-28 thread 313-0149-00	77250	14				
	AN936A416	WASHER 373-0005-00			10			
-15	547-3707-002	LEAD ASSY, Suppressor			2			
		ATTACHING PARTS						
	MS35214-23	SCREW 343-0328-00			1			
	MS35338-79	WASHER 310-0282-00			1			
	AN936A6	WASHER 373-0001-00			1			
-16	547-3654-002	SUPPRESSOR, Parasitic			1			
-17	A14267	CLIP, Electrical 301-1001-00	07886	2				
-18	Z14PBM17	COIL, R-F 240-0807-00	44655	1				
-19	NS5W0206	INSULATOR 190-0017-00			1			
-20	X895E	INSULATOR, Standoff 190-1150-00	71590	1				
		ATTACHING PARTS for 19 and 20						
	MS35214-41	SCREW 343-0310-00			4			
	Coml	WASHER, Flat, stainless steel, 0.172 id, 0.437 od, 0.036 thk 310-0048-00	79807	4				
	Coml	WASHER, Corprene, 0.203 id, 0.500 od, 0.032 thk 302-0032-00	05284	4				
-21	DA858-003	CAPACITOR, Fixed 913-0101-00			71590			
		ATTACHING PARTS						
	MS35214-23	SCREW 343-0328-00			2			
	MS35338-79	WASHER 310-0282-00			2			
-22	547-3718-002	COIL, R-F			1			
		ATTACHING PARTS						
	AN340B8	NUT 313-0054-00			1			
	MS35338-80	WASHER 310-0072-00			1			
	MS35214-41	SCREW 343-0310-00			1			
-23	547-3712-002	BRACKET, Mounting			1			
		ATTACHING PARTS						
	AN340C6	NUT 313-0045-00			2			
	MS35338-79	WASHER 310-0282-00			2			
-24	154-2	CAPACITOR, Variable 920-0066-00			74970			
		ATTACHING PARTS						
	334-0444-00	NUT, Sleeve, nickel plated brass, 3/8-32 thread			1			
	541-6003-002	SPACER, Sleeve			3			
	MS35198-30	SCREW 342-0174-00			3			

FIG. AND INDEX NO.	MFR PART NUMBER	DESCRIPTION	1 2 3 4 5 6 7 8 9									MFR CODE	UNITS PER ASSY.	USE ON CODE
13-	NO NUMBER COIL, R-F											1	
	AN340C6 ATTACHING PARTS												
	MS35338-79 NUT 313-0045-00											2	
	Coml WASHER 310-0282-00											2	
	MS35200-14 WASHER, Flat, nickel plated brass, 0.147 id, 0.375 od, 0.032 thk 310-0056-00									79807		2	
	 SCREW 342-0046-00											2	
		-----*												
-25	547-3701-003 BRACKET, Coil											1	
	 ATTACHING PARTS												
	AN340C6 NUT 313-0045-00											2	
	Coml WASHER, Flat, nickel plated brass, 0.147 id, 0.375 od, 0.032 thk 310-0056-00									79807		4	
	Coml WASHER, Corprene, 0.203 id, 0.500 od, 0.032 thk 302-0032-00									05284		4	
	541-6029-002 SPACER, Sleeve											2	
	MS35214-31 SCREW 343-0336-00											2	
		-----*												
-26	547-3708-003 COIL, R-F											1	
-27	549-5084-002 LEVER ASSY, Switch											1	
	 ATTACHING PARTS												
	Coml SETSCREW, Stainless steel, 6-32 x 1/8 lg 328-0018-00									08664		2	
-28	PA230-1005 SWITCH, Rotary 259-1386-00									71590		1	
	 ATTACHING PARTS												
	Coml NUT, Plain, hex, nickel plated brass, 3/8-32 thread 313-0061-00									77250		1	
	AN936A616 WASHER 373-0085-00											1	
		-----*												
-29	0811-113010109 SWITCH, Push 266-6020-00									39317		1	
	 ATTACHING PARTS												
	AN340C6 NUT 313-0002-00											4	
	MS35337-79 WASHER 310-0071-00											2	
	MS35200-28 SCREW 342-0065-00											2	
		-----*												
-30	C7931-632-24 NUT, Retaining 334-1090-00									78553		2	
-31	547-3692-00 PANEL, Front											1	

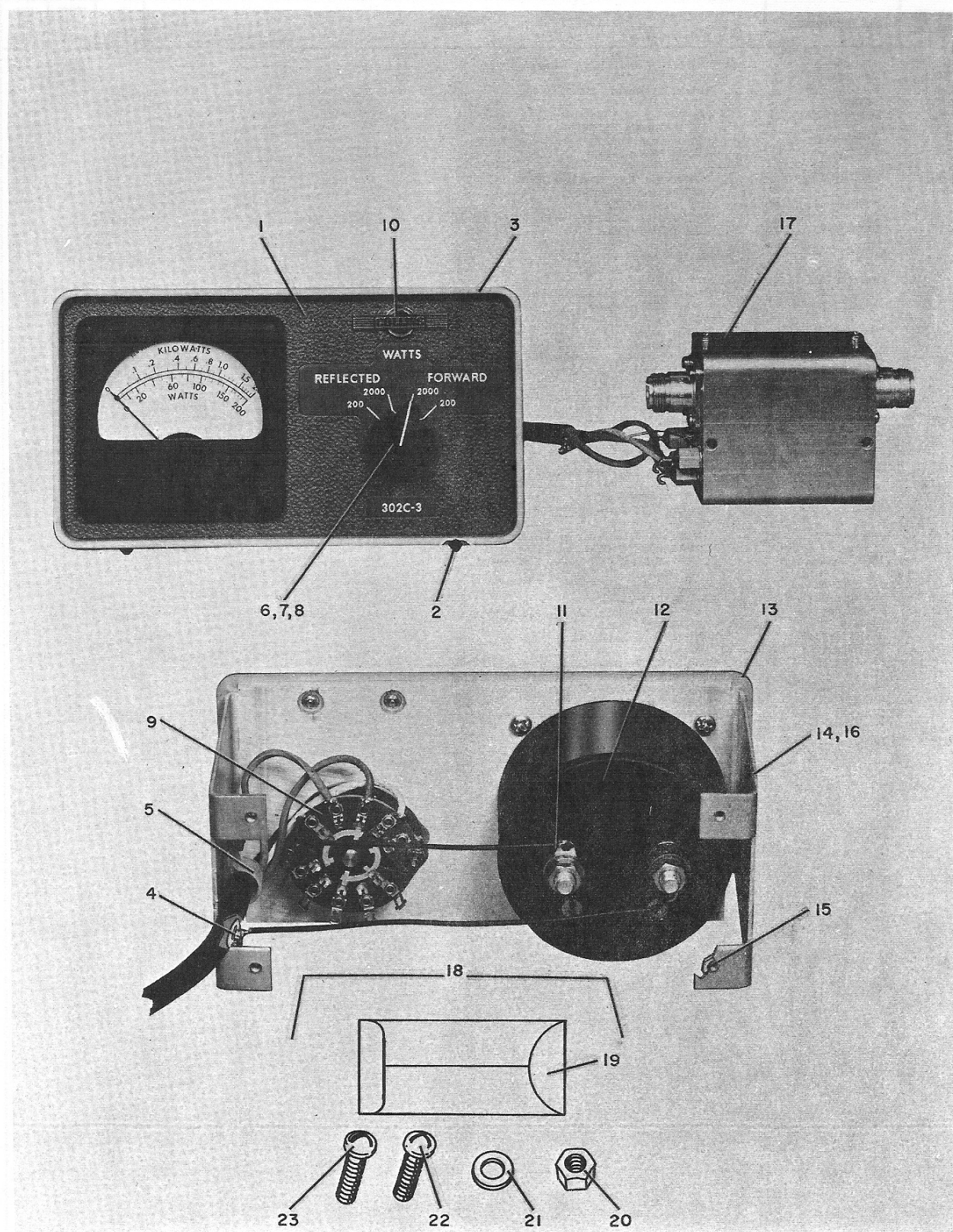


Figure 14. Wattmeter, Directional Type 302C-3

FIG. AND INDEX NO.	MFR PART NUMBER	DESCRIPTION	MFR CODE	UNITS PER ASSY.	USE ON CODE	1 2 3 4 5 6 7 8 9														
14-	522-1696-00	. WATTMETER, DIRECTIONAL TYPE 302C-3 See fig. 1-12 for nha		REF																
-1	545-5920-004	. . . INDICATOR UNIT		1																
-2	711C6104SYN RUBY	. . . BUMPER, Rubber 200-1737-00	70485	4																
-3	546-4109-005	. . . COVER		1																
	MS35216-16	. . . ATTACHING PARTS																		
	MS35216-19	. . . SCREW 343-0136-00		2																
	MS35216-19	. . . SCREW 343-0140-00		2																
-4	4007-4HOTTINNED	. . . TERMINAL, Lug 304-0015-00	77147	1																
	MS35649-44	. . . ATTACHING PARTS																		
	Coml	. . . NUT 313-0043-00		1																
	MS35200-13	. . . WASHER, Lock bronze, split ring, 0.115 id, 0.212 od, 0.025 thk 310-0076-00	79807	1																
	MS35200-13	. . . SCREW 342-0045-00		1																
-5	HP5N	. . . CLAMP, Loop 150-1542-00	09922	1																
	MS35649-44	. . . ATTACHING PARTS																		
	Coml	. . . NUT 313-0043-00		1																
	MS35200-13	. . . WASHER, Flat, stainless steel, 0.125 id, 0.312 od, 0.027 thk 310-0045-00	79807	1																
	MS35200-13	. . . SCREW 342-0045-00		1																
-6	543-8059-003	. . . PANEL, Front		1																
-7	544-0776-004	. . . KNOB, Pointer		1																
-8	RB403SPGSTL	. . . SPRING, Knob 340-0802-00	86797	1																
-9	198789H1	. . . SWITCH, Rotary 259-1113-00	76854	1																
	Coml	. . . ATTACHING PARTS																		
	Coml	. . . NUT, Plain, hex, nickel plated brass, 3/8-32 thread 313-0062-00	77250	1																
-10	280-2972-00	. . . INSIGNIA, Collins		1																
	Cl3388SS010	. . . ATTACHING PARTS																		
	Cl3388SS010	. . . PUSH ON NUT 334-1331-00	78553	2																
-11	4012 1-4 HOTTINNED	. . . TERMINAL, Lug 304-2800-00	77147	2																
	AN936A416B	. . . ATTACHING PARTS																		
	AN936A416B	. . . WASHER 373-3050-00		2																
-12	458-0566-00	. . . AMMETER, D-C, 0-200 ua		1																
	MS35214-23	. . . ATTACHING PARTS																		
	MS35214-23	. . . SCREW 343-0328-00		4																
-13	547-1402-003	. . . PANEL, Wattmeter		1																
-14	546-4008-004	. . . BRACKET, Panel		1																
-15	F22NCFMA2-40	. . . NUT, Self-locking, clinch 333-0840-00	72962	4																
-16	546-4007-004	. . . BRACKET, Panel		1																
-17	543-8118-004	. . . COUPLER, Directional See fig. 15		1																
-18	542-0905-00	. . . KIT, Installation		1																
-19	025-0001-00	. . . ENVELOPE, Packaging, manila paper, 2-1/4 x 3-1/2 in.		1																
-20	AN340C6	. . . NUT 313-0002-00		2																
-21	MS35335-58	. . . WASHER 373-8020-00		4																
-22	MS35216-27	. . . SCREW 343-0171-00		4																
-23	Coml	. . . SCREW, Machine, stainless steel, pan head, 6-32 x 2-1/2 lg 343-2616-00	77250	2																




Figure 15. Coupler, Directional

Section IV
Group Assembly Parts List

T.O. 31R2-4-183-4

FIG. AND INDEX NO.	MFR PART NUMBER	DESCRIPTION	MFR CODE	UNITS PER ASSY.	USE ON CODE			
						1	2	3
15-	543-8118-004	. . . COUPLER, Directional See fig. 14-17 for nba			REF			
-1	542-0914-002	. . . COVER, Wattmeter Altered 141-0006-00			1			
	MS35214-23	. . . ATTACHING PARTS			4			
	Com1	. . . SCREW 343-0328-00			4			
		. . . WASHER, Lock, bronze, split ring, 0.141 id, 0.239 od, 0.025 thk 310-0078-00	79807		4			
-2	542-4117-002	. . . COVER, Chassis			1			
	MS35214-13	. . . ATTACHING PARTS			2			
	AN936B4B	. . . SCREW 343-0286-00			2			
		. . . WASHER 373-7010-00			2			
-3	RN65B----F	. . . RESISTOR Value determined at test, select from the following:			2			
		RN65B5361F* RN65B7151F* RN65B9531F*						
		RN65B5621F* RN65B7501F* RN65B1002F*						
		RN65B5901F* RN65B7871F* RN65B1052F*						
		RN65B6191F* RN65B8251F* RN65B1102F*						
		RN65B6491F* RN65B8661F* RN65B1152F*						
		RN65B6811F* RN65B9091F* RN65B1212F*						
-4	RN65B----F	. . . RESISTOR Value determined at test, select from the following:			2			
		RN65B7870F* RN65B1151F* RN65B1631F*						
		RN65B8250F* RN65B1211F* RN65B1781F*						
		RN65B8660F* RN65B1271F* RN65B1871F*						
		RN65B9090F* RN65B1331F* RN65B1961F*						
		RN65B9530F* RN65B1401F* RN65B2051F*						
		RN65B1001F* RN65B1471F* RN65B2151F*						
		RN65B1051F* RN65B1541F* RN65B2261F*						
		RN65B1101F* RN65B1621F* RN65B2371F*						
		RN65B2491F*						
-5	1N82A	. . . SEMICONDUCTOR DEVICE, Diode 353-2542-00			2			
-6	10205-3	. . . COIL, R-F 240-0037-00	82142		2			
-7	CC30LH430F	. . . CAPACITOR 916-4675-00			2			
-8	RN20X10R0F	. . . RESISTOR 705-2356-00			2			
-9	682011	. . . CAPACITOR, Variable 922-0149-00	14674		2			
	AN936A416B	. . . ATTACHING PARTS			2			
		. . . WASHER 373-3050-00			2			
-10	M23-500M	. . . CAPACITOR, Fixed 912-0667-00	53021		2			
-11	UG58AU	. . . CONNECTOR 357-9003-00			1			
-12	542-4111-002	. . . PLATE, Mounting, capacitor			1			
	MS35214-17	. . . ATTACHING PARTS for 11 and 12			4			
	Com1	. . . SCREW 343-0290-00			4			
		. . . WASHER, Lock, bronze, split ring, 0.115 id, 0.212 od, 0.025 thk 310-0076-00	79807		4			
-13	542-0916-002	. . . COIL, Wattmeter			1			
-14	2104-06-02-2520N	. . . TERMINAL, Lug 304-0318-00	78189		1			
	MS35214-23	. . . ATTACHING PARTS			1			
		. . . SCREW 343-0328-00			1			
-15	327047X5T0102Z	. . . CAPACITOR, Fixed 913-1292-00	72982		4			
-16	UG58AU	. . . CONNECTOR 357-9003-00			1			
	MS35214-13	. . . ATTACHING PARTS			4			
	Com1	. . . SCREW 343-0286-00			4			
		. . . WASHER, Lock, bronze, split ring, 0.115 id, 0.212 od, 0.025 thk 310-0076-00	79807		4			
-17	542-4112-002	. . . ELECTRICAL METER SUBASSEMBLY			1			
	MS35214-11	. . . ATTACHING PARTS			1			
	Com1	. . . SCREW 343-0284-00			4			
		. . . WASHER, Lock, bronze, split ring, 0.115 id, 0.212 od, 0.025 thk 310-0076-00	79807		4			
-18	1A1A12	. . . TERMINAL, Stud 306-0091-00	92825		4			
	MS35214-11	. . . ATTACHING PARTS			4			
	Com1	. . . SCREW 343-0284-00			4			
		. . . WASHER, Lock, bronze, split ring, 0.115 id, 0.212 od, 0.025 thk 310-0076-00	79807		4			
-19	542-4114-002	. . . PLATE, Mounting, capacitor			2			
	MS35214-3	. . . ATTACHING PARTS			4			
		. . . SCREW 343-0299-00			4			
-20	542-4115-002	. . . PLATE, Mounting, capacitor			1			
	MS35214-12	. . . ATTACHING PARTS			2			
		. . . SCREW 343-0285-00			2			
-21	542-4118-003	. . . CHASSIS, Electrical equipment			1			




Figure 16. Shockmount Assembly Type 350D-3

FIG. AND INDEX NO.	MFR PART NUMBER	DESCRIPTION										MFR CODE	UNITS PER ASSY.	USE ON CODE
			1	2	3	4	5	6	7	8	9			
16-	505-2782-032	. SHOCKMOUNT ASSY TYPE 350D-3 See fig. 1-13 for nha												REF
-1	770-6G	. . MOUNT, Resilient 200-0155-00											81860	2
-2	770-9G	. . MOUNT, Resilient 200-0312-00											81860	2
-3	505-2784-002	. . LEAD, Electrical												4
-4	2052-10	. . TERMINAL, Lug 304-1900-00											77147	8
		HOTTINNED												
		ATTACHING PARTS for 1 thru 4												
	Com1	. . SCREW, Machine, cadmium plated steel, pan head, 8-32 x 5/16 lg 343-0522-00											77250	4
	MS35335-59	. . WASHER 373-8030-00												4
		-----*												
-5	505-2785-002	. . PLATE ASSY, Clamping												1
-6	503-0815-001	. . . CLAMP, Shockmount												2
-7	503-0829-001	. . . PLATE, Clamping												2
		ATTACHING PARTS for 6 and 7												
	MS16624-1031	. . . RING 340-0004-00												2
		-----*												
-8	505-2786-002	. . . PLATE, Clamping												1
-9	503-0831-001	. . . BRACKET ASSY												2
		ATTACHING PARTS												
	AN456AD4-4	. . . RIVET 305-0074-00												4
		-----*												
-10	503-0851-003	. . . PLATE, Clamping												1




Figure 17. Control, Station Type 312B-4

FIG. AND INDEX NO.	MFR PART NUMBER	DESCRIPTION	MFR CODE	UNITS PER ASSY.	USE ON CODE			
						1	2	3
17-	522-1167-011	. . CONTROL, STATION TYPE 312B-4 See fig. 1-14 for nba			REF			
-1	280-2972-00	. . INSIGNIA, Collins			1			
		ATTACHING PARTS						
	C13388SS010	. . PUSH ON NUT 334-1331-00	78553	2				
		-----*-----						
-2	544-2852-00	. . KNOB Altered 281-0199-00		2				
	544-3228-00	. . CABLE, Phone patch		1				
-3	89077N1	. . SWITCH, Rotary 259-0986-00	76854	1				
-4	189078J1	. . SWITCH, Rotary 259-0987-00	76854	1				
		ATTACHING PARTS for 3 and 4						
	Com1	. . SCREW, Machine, stainless steel, pan head, 4-40 x 1/4 lg 343-0019-00	77250	4				
		-----*-----						
-5	2281	. . GROMMET, Rubber 201-0004-00	70485	1				
-6	JJ983	. . JACK 358-1050-00		1				
		ATTACHING PARTS						
	544-3240-00	. . WASHER Altered 302-1600-00		1				
	302-1600-00	. . WASHER, Shouldered, fiber, 3/8 id, 5/8 od, 1/32 thk		1				
		-----*-----						
-7	543-8039-00	. . KNOB		1				
-8	192971F1	. . SWITCH, Rotary 259-0966-00	76854	1				
		ATTACHING PARTS						
	334-1657-00	. . NUT, Plain, knurled, nickel plated brass, 3/8-32 thread		1				
		-----*-----						
-9	458-0467-00	. . AMMETER, D-C, 0-200 ma		1				
-10	543-8117-003	. . PANEL ASSY, Front		1				
		ATTACHING PARTS						
	Com1	. . SCREW, Machine, brass, truss head, 6-32 x 3/8 lg 330-2420-00	77250	4				
		-----*-----						
-11	747R	. . BUMPER, Rubber 200-5010-00	75543	4				
-12	543-8101-002	. . FOOT, Cabinet		2				
		ATTACHING PARTS for 11 and 12						
	AN340B6	. . NUT 313-0053-00		2				
	Com1	. . WASHER, Flat, nickel plated brass, 0.147 id, 0.312 od, 0.032 thk 310-0055-00	79807	4				
	Com1	. . WASHER, Flat, nickel plated brass, 0.147 id, 0.375 od, 0.032 thk 310-0056-00	79807	2				
	Com1	. . SCREW, Machine, nickel plated brass, pan head, 6-32 x 3/4 lg 343-0334-00	77250	2				
	MS35214-33	. . SCREW 343-0339-00		2				
		-----*-----						
-13	HP3N	. . CLAMP, Loop 150-1540-00	09922	1				
		ATTACHING PARTS						
	MS35214-24	. . SCREW 343-0329-00		1				
	Com1	. . WASHER, Flat, nickel plated brass, 0.147 id, 0.312 od, 0.032 thk 310-0055-00	79807	1				
		-----*-----						
-14	360-0088-00	. . JACK, Telephone, accommodates 1/8 dia plug		1				
-15	544-2422-002	. . BOARD, Insulating		1				
		ATTACHING PARTS for 14 and 15						
	Com1	. . NUT, Plain, hex, nickel plated brass, 3-48 thread 313-0163-00	77250	2				
	Com1	. . SCREW, Machine, nickel plated brass, pan head, 3-48 x 5/16 lg 343-0386-00	77250	2				
		-----*-----						
-16	280-2966-00	. . LABEL, Foil, 7/8 wide 1-1/2 lg, inscribed 312B-4 STATION CONTROL		1				
-17	544-3229-00	. . CHASSIS ASSY See fig. 18		1				
		ATTACHING PARTS						
	MS35214-24	. . SCREW 343-0329-00		2				
	Com1	. . WASHER, Flat, nickel plated brass, 0.147 id, 0.375 od, 0.032 thk 310-0056-00	79807	2				
		-----*-----						
-18	543-8118-004	. . COUPLER, Directional See fig. 15		1				
		ATTACHING PARTS						
	AN340B6	. . NUT 313-0053-00		2				
	Com1	. . SCREW, Machine, nickel plated brass, flat head, 6-32 x 2-1/4 lg 330-0279-00	77250	2				
		-----*-----						
-19	544-2405-002	. . BOARD, Insulating		1				
		ATTACHING PARTS						
	AN340B6	. . NUT 313-0053-00		2				
	543-8116-00	. . SCREW, Machine Altered 342-0063-00		2				
		-----*-----						
-20	SP57F	. . LOUDSPEAKER, Permanent magnet 271-0215-00	80331	1				
		ATTACHING PARTS						
	AN340B6	. . NUT 313-0053-00		4				
	Com1	. . WASHER, Lock, bronze, split ring, 0.141 id, 0.253 od, 0.031 thk 310-0077-00	79807	4				
	Com1	. . WASHER, Flat, nickel plated brass 0.147 id, 0.375 od, 0.032 thk 310-0056-00	79807	4				
	Com1	. . SCREW, Machine, nickel plated brass, pan head, 6-32 x 3/4 lg 343-0334-00	77250	4				
		-----*-----						
-21	544-2853-00	. . CABINET, Station control		1				
-22	330205	. . CAPACITOR, Fixed 931-0169-00	06853	1				
-23	0235	. . CONNECTOR, Plug 357-9113-00	94375	1				
-24	0102-48	. . CABLE ASSY, Special purpose, electrical 426-2027-00	93480	5				
-25	426-6026-00	. . CABLE ASSY, R-F, 50 ohms, 4 ft lg		1				

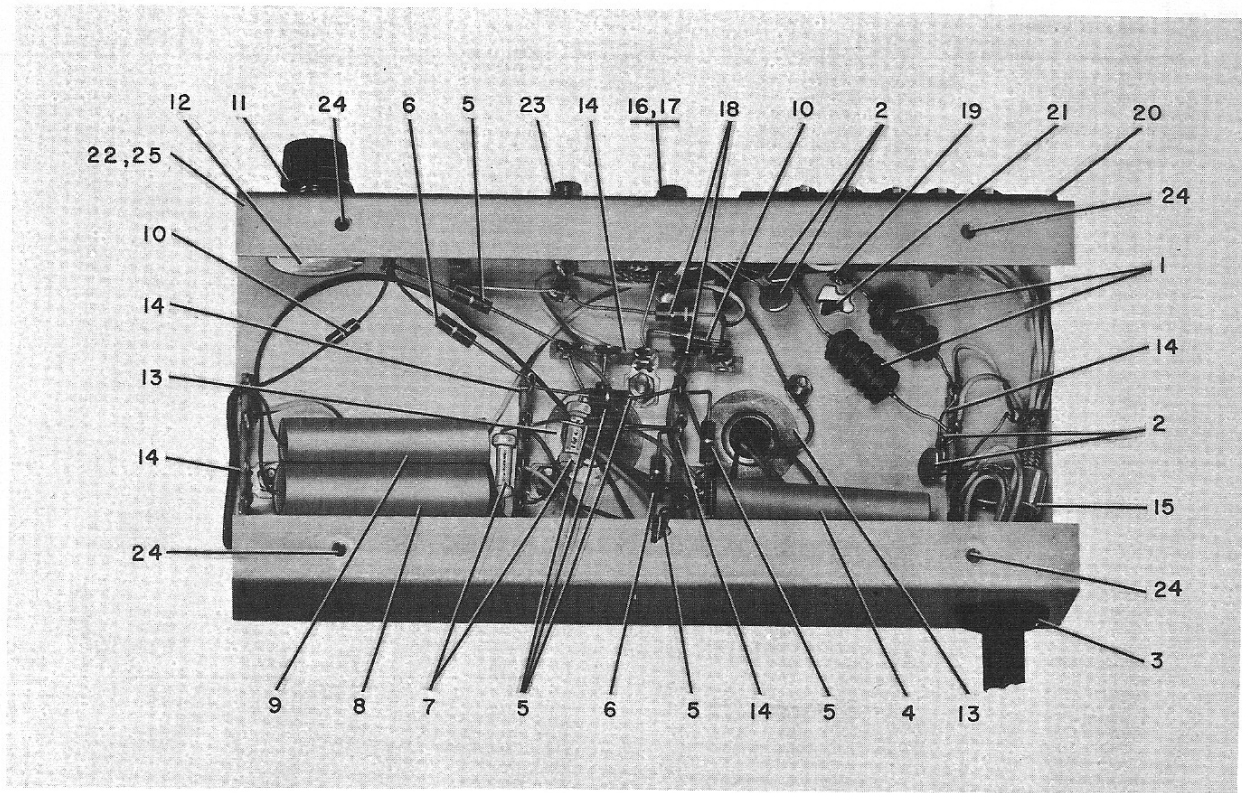


Figure 18. Chassis Assembly

FIG. AND INDEX NO.	MFR PART NUMBER	DESCRIPTION	1 2 3 4 5 6 7 8 9										MFR CODE	UNITS PER ASSY.	USE ON CODE		
			1	2	3	4	5	6	7	8	9						
18-	544-3229-00	CHASSIS ASSY See fig. 17-17 for nha															
-1	C0047409	COIL, R-F 240-0134-00													95265	2	REF
-2	19C372	CAPACITOR, Fixed 913-3007-00													01939	4	
-3	2281	GROMMET, Rubber 201-0004-00													70485	1	
-4	PJ2W1	CAPACITOR, Fixed 931-0170-00													14655	1	
-5	RC20GF101K	RESISTOR 745-1310-00														6	
-6	RC20GF821K	RESISTOR 745-1349-00														2	
-7	RN70B2610F	RESISTOR 705-7568-00														2	
-8	160P33402	CAPACITOR, Fixed 931-6842-00													56289	1	
-9	330205	CAPACITOR, Fixed 931-0169-00													00853	1	
-10	RC20GF271K	RESISTOR 745-1328-00														2	
-11	1400	KNOB 281-0069-00													72512	1	
-12	LL6071	RESISTOR, Variable 376-7203-00													71450	1	
	Coml	ATTACHING PARTS															
	AN936A616	NUT, Plain, hex, stainless steel, 3/8-32 thread 334-4120-00													77250	1	
		WASHER 373-0085-00														1	
-13	28849	TRANSFORMER, A-F 667-0326-00													97965	2	
-14	1542A	TERMINAL BOARD 306-0550-00													71785	5	
-15	HP5N	CLAMP, Loop 150-1542-00													09922	1	
		ATTACHING PARTS for 13 thru 15															
	AN340C6	NUT 313-0045-00														7	
	MS35338-79	WASHER 310-0282-00														6	
	MS35216-24	SCREW 343-0168-00														2	
-16	360-0088-00	JACK, Telephone, accommodates 1/8 dia plug														1	
-17	544-2422-002	BOARD, Insulating														1	
		ATTACHING PARTS															
	Coml	NUT, Plain, hex, nickel plated brass, 3-48 thread 313-0163-00													77250	2	
	Coml	SCREW, Machine, nickel plated brass, pan head, 3-48 x 5/16 lg 343-0386-00													77250	2	
-18	RC20GF391K	RESISTOR 745-1335-00														2	
-19	1781	TERMINAL BOARD 306-0032-00													71785	1	

FIG. AND INDEX NO.	MFR PART NUMBER	DESCRIPTION	1 2 3 4 5 6 7 8 9									MFR CODE	UNITS PER ASSY.	USE ON CODE	
			1	2	3	4	5	6	7	8	9				
18-20	1775 TERMINAL BOARD 306-0035-00										71785	1		
	PK75XZ4-4-1 ATTACHING PARTS for 19 and 20											45722	4	
	 SCREW, Tapping, thread forming 330-0731-00													
-21	280-3013-00 LABEL, Foil, 1/2 wide x 2-1/4 lg, inscribed with patent notice												1	
-22	544-3230-00 CHASSIS, Phone patch												1	
-23	360-0088-00 JACK, Telephone, accommodates 1/8 dia plug												4	
	R3472X5-32 ATTACHING PARTS											12014	8	
	CADPL RIVET, Tubular 305-0180-00													
		-----*-----													
-24	S440-3C NUT, Plain, clinch 334-0064-00											46384	4	
-25	554-2851-003 BRACE, Corner, right												1	
19-	522-1480-013 FRAME, MOUNTING TYPE 351E-2 See fig. 1-15 for nha												REF	A
19-	522-1482-013 FRAME, MOUNTING TYPE 351E-4 See fig. 1-16 for nha												REF	B
-1	544-5680-002 BUMPER, Nylon												4	
-2	544-5672-00 FRAME ASSY												1	A
-2	544-5674-00 FRAME ASSY												1	B
-3	544-5683-002 CATCH, Left												1	
	MS20365D632A ATTACHING PARTS												2	
	Coml NUT 333-9368-00												2	
	 WASHER, Flat, stainless steel, 0.147 id, 0.375 od, 0.031 thk 310-6360-00											79807		
		-----*-----													
-4	544-5686-002 HANDLE, Left												1	
	MS16562-193 ATTACHING PARTS												1	
	 PIN 311-0420-00													
		-----*-----													
-5	544-5676-002 HANDLE, Left												1	
-6	544-5675-002 SPRING, Catch												1	
	MS20470AD4-4 ATTACHING PARTS for 5 and 6												2	
	 RIVET 305-1169-00													

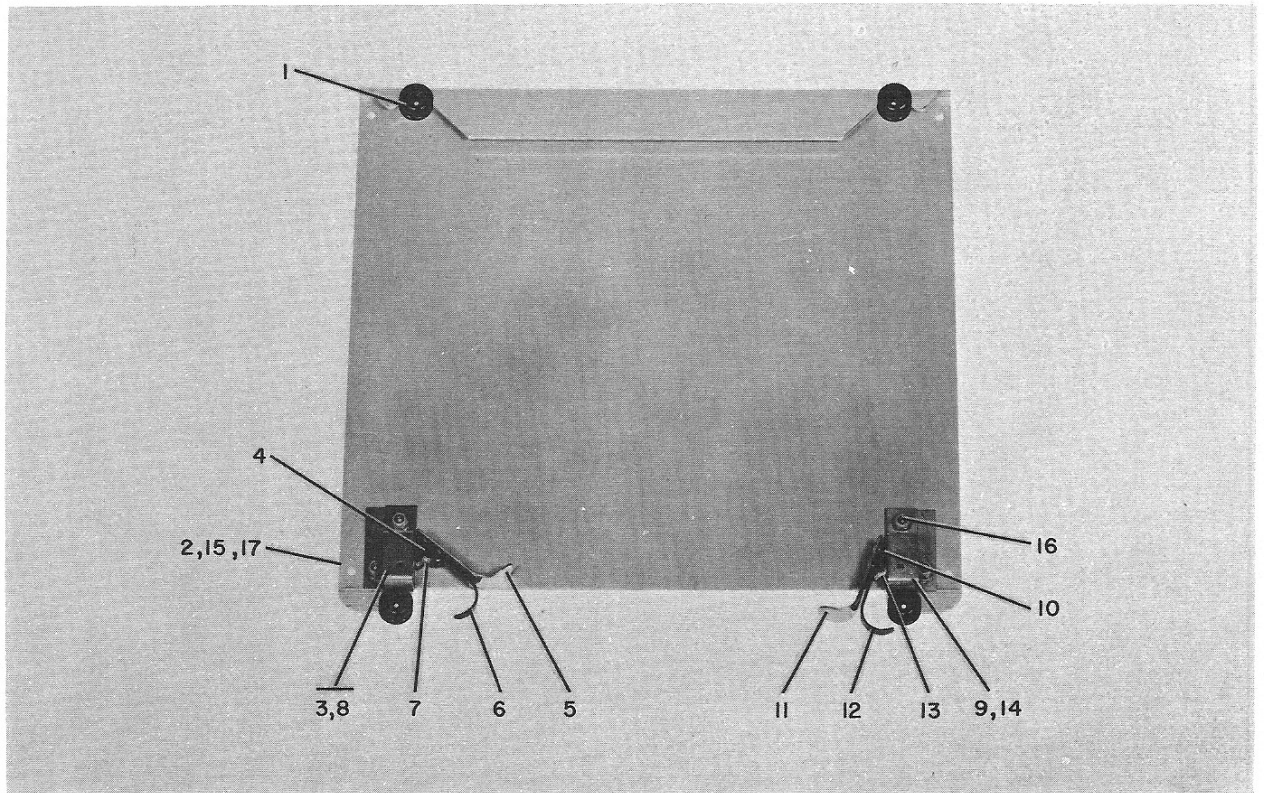


Figure 19. Frame, Mounting Type 351E-2 and 351E-4

FIG. AND INDEX NO.	MFR PART NUMBER	DESCRIPTION									MFR CODE	UNITS PER ASSY.	USE ON CODE
		1	2	3	4	5	6	7	8	9			
19-	Coml	WASHER, Flat, stainless steel, 0.125 id, 0.312 od, 0.027 thk	310-0045-00	79807	2							
-7	544-5679-002	BLOCK, Catch			1							
	MS16562-223	ATTACHING PARTS								1		
	500-4980-001	PIN 311-0385-00								2		
		SPACER										
-8	544-5677-002	CATCH, Frame			1							
-9	544-5682-002	CATCH, Right			1							
		ATTACHING PARTS								2		
	MS20365D632A	NUT 333-0368-00								2		
	Coml	WASHER, Flat, stainless steel, 0.147 id, 0.375 od, 0.031 thk	310-0360-00	79807	2							
-10	544-5685-002	HANDLE, Right			1							
		ATTACHING PARTS								1		
	MS16562-193	PIN 311-0420-00								1		
-11	544-5684-002	HANDLE, Right			1							
-12	544-5675-002	SPRING, Catch			1							
		ATTACHING PARTS for 11 and 12								2		
	MS20470AD4-4	RIVET 305-1169-00								2		
	Coml	WASHER, Flat, stainless steel, 0.125 id, 0.312 od, 0.027 thk	310-0045-00	79807	2							
-13	544-5679-002	BLOCK, Catch			1							
		ATTACHING PARTS								1		
	MS16562-223	PIN 311-0385-00								2		
	500-4980-001	SPACER										
-14	544-5678-002	CATCH, Frame			1						A	
-15	544-5692-003	FRAME, Mounting			1						B	
-15	544-5694-003	FRAME, Mounting			1						B	
-16	544-5681-002	STUD, Captive			4						A	
-17	544-5687-003	FRAME, Mounting			1						A	
-17	544-5690-003	FRAME, Mounting			1						B	

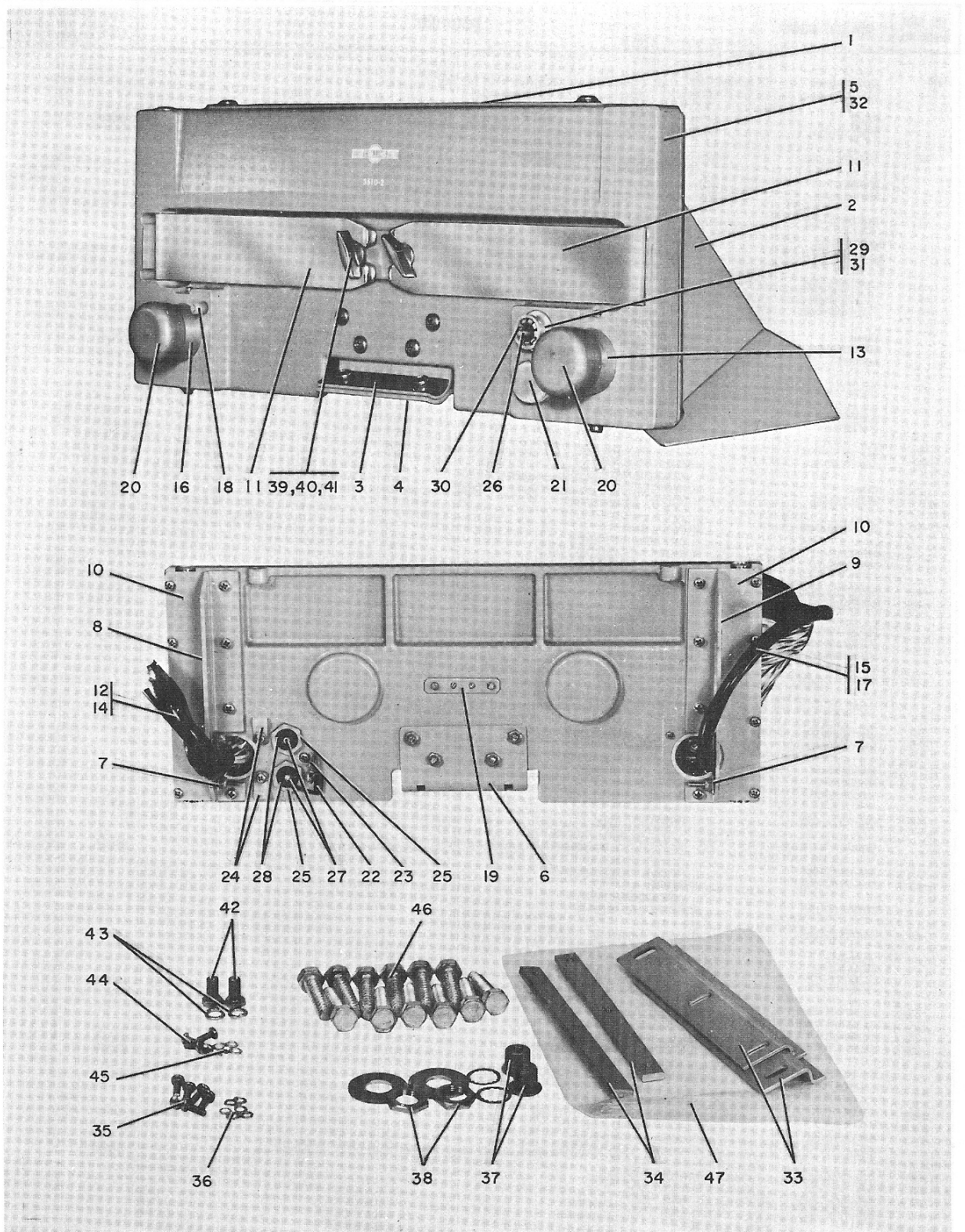


Figure 20. Mount, Car Type 351D-2

Section IV
Group Assembly Parts List

T.O. 31R2-4-183-4

FIG. AND INDEX NO.	MFR PART NUMBER	DESCRIPTION	MFR CODE	UNITS PER ASSY.	USE ON CODE			
						1	2	3
20-	522-1726-00	. MOUNT, CAR TYPE 351D-2 See fig. 1-17 for nha			REF			
-1	543-3362-003	. . BRACKET, Mounting Drill on installation			1			
	Coml	. . . ATTACHING PARTS						
	MS35337-81	. . . SCREW, Machine, stainless steel, hex head, 10-32 x 3/8 lg 325-0049-00	77250		2			
		. . . WASHER 310-0073-00			2			
		-----*						
-2	543-3361-003	. . SUPPORT, Side Drill on installation			2			
		. . . ATTACHING PARTS						
	MS35217-55	. . . SCREW 343-0223-00			6			
	MS35337-81	. . . WASHER 310-0073-00			6			
		-----*						
-3	545-7692-002	. . BAR, Clamping			1			
		. . . ATTACHING PARTS						
	MS35217-55	. . . SCREW 343-0223-00			2			
	MS35337-81	. . . WASHER 310-0073-00			2			
		-----*						
-4	543-3360-003	. . SUPPORT, Mounting			1			
-5	545-7685-00	. . CABLE, Antenna			1			
-6	545-7693-002	. . . HOOK, Mounting			1			
		. . . ATTACHING PARTS						
	Coml	. . . NUT, Plain, hex, stainless steel, 8-32 thread 313-0017-00	77250		4			
	MS35338-80	. . . WASHER 310-0072-00			4			
	MS35216-42	. . . SCREW 343-0189-00			4			
		-----*						
-7	545-7707-002	. . . CLAMP, Cable			2			
		. . . ATTACHING PARTS						
	MS20365D632A	. . . NUT 333-0368-00			4			
	MS35200-29	. . . SCREW 342-0066-00			4			
		-----*						
-8	545-7711-003	. . . ANGLE, Support, left			1			
-9	545-7712-003	. . . ANGLE, Support, right			1			
		. . . ATTACHING PARTS for 8 and 9						
	Coml	. . . SCREW, Machine, stainless steel, fillister head, 8-32 x 1/2 lg 347-0053-00	77250		8			
	MS35338-80	. . . WASHER 310-0072-00			8			
		-----*						
-10	545-7699-002	. . . PLATE, Rear			2			
		. . . ATTACHING PARTS						
	MS35216-24	. . . SCREW 343-0168-00			8			
	MS35338-79	. . . WASHER 310-0282-00			8			
		-----*						
-11	545-7709-003	. . . SUPPORT, Left			2			
-12	545-7694-00	. . . CABLE ASSY, Power supply			1			
		. . . ATTACHING PARTS						
	MS35216-18	. . . SCREW 343-0139-00			1			
	MS35216-14	. . . SCREW 343-0135-00			1			
	MS35338-78	. . . WASHER 310-0279-00			2			
		-----*						
-13	545-7691-002	. . . HOUSING, Plug			1			
		. . . ATTACHING PARTS						
	Coml	. . . SETSCREW, Stainless steel, 8-32 x 3/16 lg 335-0041-00	08664		2			
		-----*						
-14	545-7680-00	. . . CABLE ASSY, Power supply			1			
-15	545-7685-00	. . . CABLE, Antenna			1			
		. . . ATTACHING PARTS						
	MS35216-18	. . . SCREW 343-0139-00			1			
	MS35216-14	. . . SCREW 343-0135-00			1			
	MS35338-78	. . . WASHER 310-0279-00			2			
		-----*						
-16	545-7691-002	. . . HOUSING, Plug			1			
		. . . ATTACHING PARTS						
	Coml	. . . SETSCREW, Stainless steel, 8-32 x 3/16 lg 335-0041-00	08664		2			
		-----*						
-17	545-7681-00	. . . CABLE ASSY, Antenna			1			
-18	545-7703-002	. . . BUMPER			1			
		. . . ATTACHING PARTS						
	MS35214-19	. . . SCREW 343-0292-00			1			
		-----*						
-19	545-7689-002	. . . PLATE, Adjusting			1			
		. . . ATTACHING PARTS						
	AN340C6	. . . NUT 313-0002-00			2			
	MS35335-58	. . . WASHER 373-8020-00			2			
	MS35200-28	. . . SCREW 342-0065-00			2			
		-----*						
-20	545-7704-002	. . . COVER, Plug			2			
-21	545-7687-002	. . . COVER, R-F connector			2			
-22	10100-131	. . . COIL, R-F 240-0069-00	82142		1			
-23	332-14-02-243	. . . TERMINAL BOARD 306-0006-00	71785		1			
		. . . ATTACHING PARTS						
	63-060541-40-4302	. . . SCREW, Assembled washer 346-6015-00	78189		1			
	-4102							
		-----*						
-24	HP3N	. . . CLAMP, Loop 150-1540-00			09922			
		. . . ATTACHING PARTS						
	MS35216-26	. . . SCREW 343-0170-00			2			
	Coml	. . . WASHER, Flat, stainless steel, 0.147 id, 0.312 od, 0.032 thk 310-0046-00	79807		2			
		-----*						
-25	545-7700-002	. . . SHELL, Connector			2			
-26	545-7682-00	. . . CONDUCTOR, R-F			2			
-27	545-7696-002	. . . PIN, R-F connector			1			
-28	545-7695-002	. . . ISOLATOR, Connector			1			

FIG. AND INDEX NO.	MFR PART NUMBER	DESCRIPTION	1 2 3 4 5 6 7 8 9									MFR CODE	UNITS PER ASSY.	USE ON CODE		
			1	2	3	4	5	6	7	8	9					
20-29	545-7679-00	. . . SHELL, Connector													2	
-30	545-7697-002	. . . STRIP, Contact													1	
-31	545-7694-002	. . . SHELL, R-F connector													1	
-32	545-7713-005	. . . FRAME, Mounting													1	
20-	NO NUMBER	. . . INSTALLATION KIT													1	
20-	554-8303-00	. . . BAR, Frame-top assy													1	
-33	545-7688-002	. . . RAIL, Guide													2	
-34	545-7690-002	. . . PLATE, Tapped													2	
-35	MS35216-13	. . . ATTACHING PARTS for 33 and 34 SCREW 343-0134-00													6	
-36	MS95338-78	. . . WASHER 310-0279-00													6	
20-	554-8404-00	. . . KIT, Chassis													1	
-37	545-7688-002	. . . NUT, Chassis													2	
-38	Coml	. . . NUT, Plain, hex, stainless steel, 3/8-32 thread 313-0064-00											77250		2	
		. . . ATTACHING PARTS for 37 and 38														
	AN936A616	. . . WASHER 373-0085-00													2	
	Coml	. . . WASHER, Flat, stainless steel, 0.390 id, 0.875 od, 0.060 thk 310-0052-00											79807		2	
-39	545-7702-002	. . . KNOB													2	
-40	542-7794-002	. . . WASHER, Knob													1	
-41	553-5697-002	. . . KNOB, Mounting													1	
-42	Coml	. . . SCREW, Machine, stainless steel, hex head, 10-32 x 3/8 lg 325-0049-00											77250		2	
-43	MS35337-81	. . . WASHER 310-0073-00													2	
-44	MS35216-12	. . . SCREW 343-0133-00													4	
-45	MS35338-78	. . . WASHER 310-0279-00													4	
-46	PK60214-16	. . . SCREW, Tapping, thread forming 330-0969-00											45722		12	
-47	4X6-004	. . . BAG, Plastic 025-0109-00 Baker Paper Company													1	




Figure 21. Tuner, Antenna Type 180S-1

FIG. AND INDEX NO.	MFR PART NUMBER	DESCRIPTION	1 2 3 4 5 6 7 8 9									MFR CODE	UNITS PER ASSY.	USE ON CODE
21-	522-0651-012	. TUNER, ANTENNA TYPE 180S-1 See fig. 1-20 for nha												REF
-1	506-1196-003	. . . COVER, Dust												1
	MS35214-12	. . . SCREW 343-0285-00											6	
	Coml	. . . WASHER, Lock, bronze, split ring, 0.141 id, 0.239 od, 0.025 thk 310-0078-00										79807	6	
	507-6328-00	. . . CAUTION PLATE												1
	R3418X3-32	. . . ATTACHING PARTS												
		. . . RIVET, Tubular 305-0088-00										12014	4	
	280-2972-00	. . . INSIGNIA, Collins												1
	CI3388SS010	. . . ATTACHING PARTS												
		. . . PUSH ON NUT 334-1331-00										78553	2	
	4108EBLKLINE	. . . KNOB 281-0010-00												1
	Coml	. . . ATTACHING PARTS												
		. . . SETSCREW, Stainless steel, 10-32 x 3/16 lg 328-0024-00										08664	2	
	540-7198-002	. . . KNOB												2
	540-7196-002	. . . KNOB												1
	Coml	. . . ATTACHING PARTS												
		. . . SCREW, Machine, stainless steel, fillister head, 6-32 x 1/4 lg 347-0033-00										77250	1	
	540-7197-002	. . . KNOB												1
	SR164	. . . DIAL, Scale 281-0113-00											73138	1
	542-3263-002	. . . PLATE ASSY												2
	RP782G2	. . . HANDLE 281-0198-00											71482	1
	MS35198-25	. . . ATTACHING PARTS												
		. . . SCREW 342-0168-00												1
	543-1859-002	. . . PLATE, Insulator												1
	108750-2	. . . PLUG, Tip 361-2060-00											74970	2
	542-3260-002	. . . PLATE, Shorting												1
	2022SILPL-001	. . . CLIP, Electrical 265-1001-00											80302	1
	AN345B10	. . . ATTACHING PARTS												
	Coml	. . . NUT 313-0056-00												1
	Coml	. . . WASHER, Lock, bronze, split ring, 0.194 id, 0.323 od, 0.040 thk 310-0081-00										79807	1	
	Coml	. . . SCREW, Machine, nickel plated brass, pan head, 10-32 x 7/16 lg 343-0346-00										77250	1	
	542-3269-002	. . . BRACKET, Capacitor												1
	Coml	. . . ATTACHING PARTS												
	Coml	. . . SCREW, Machine, nickel plated brass, pan head, 1/4-20 x 1/2 lg 343-0366-00										77250	1	
	Coml	. . . WASHER, Corprene, 0.265 id, 1 od, 0.016 thk 302-0040-00										05284	1	
	190-1176-00	. . . INSULATOR, Standoff, ceramic, 1 dia x 4 lg, tapped 1/4-20 each end												1
	Coml	. . . ATTACHING PARTS												
	Coml	. . . SCREW, Machine, nickel plated brass, pan head, 1/4-20 x 1/2 lg 343-0366-00										77250	1	
	Coml	. . . WASHER, Corprene, 0.265 id, 1 od, 0.016 thk 302-0040-00										05284	1	
	2014-10HOTTINNED	. . . TERMINAL, Lug 304-1800-00												1
	AN340B8	. . . ATTACHING PARTS												
	Coml	. . . NUT 313-0054-00												1
	Coml	. . . WASHER, Lock, bronze, split ring, 0.168 id, 0.280 od, 0.031 thk 310-0397-00										79807	1	
	Coml	. . . SETSCREW, Stainless steel, 6-32 x 1/8 lg 328-0018-00										08664	2	
	919-0158-00	. . . CAPACITOR, Variable, vacuum, 5 to 500 uuf, 3 kv												1
	Coml	. . . ATTACHING PARTS												
	Coml	. . . SCREW, Machine, nickel plated brass, pan head, 8-32 x 3/8 lg 343-0309-00										77250	2	
	Coml	. . . WASHER, Flat, nickel plated brass, 0.172 id, 0.375 od, 0.032 thk 310-0057-00										79807	2	
	540-9505-003	. . . POST, Electrical - mechanical equipment												3
	Coml	. . . ATTACHING PARTS												
	Coml	. . . STUD, Continuous thread, cadmium plated brass, 8-32 x 9/16 lg 312-0090-00										77250	1	
	Coml	. . . STUD, Continuous thread, cadmium plated brass, 8-32 x 5/8 lg 312-3120-00										77250	3	
	Coml	. . . WASHER, Flat, nickel plated brass, 0.203 id, 0.500 od, 0.038 thk 310-0060-00										79807	3	
	Coml	. . . WASHER, Corprene, 0.172 id, 0.500 od, 0.032 thk 302-0030-00										05284	3	
	E1003	. . . INSULATOR, Standoff 190-1153-00												3
	Coml	. . . ATTACHING PARTS												
	Coml	. . . STUD, Continuous thread, cadmium plated brass, 8-32 x 5/8 lg 312-3120-00										77250	3	
	Coml	. . . WASHER, Flat, nickel plated brass, 0.203 id, 0.500 od, 0.038 thk 310-0060-00										79807	3	
	Coml	. . . WASHER, Corprene, 0.172 id, 0.500 od, 0.032 thk 302-0030-00										05284	3	
	TX1	. . . COUPLING, Shaft (015-0129-00)												1
	Coml	. . . ATTACHING PARTS												
	Coml	. . . SETSCREW, Stainless steel, 6-32 x 1/8 lg 328-0018-00										08664	2	
	542-3264-002	. . . PLATE, Stop												1
	503-0643-001	. . . ATTACHING PARTS												
	503-0644-001	. . . STOP WASHER												16
	542-3275-002	. . . WASHER, Flat												17
	542-3275-002	. . . POST, Capacitor												3
	Coml	. . . ATTACHING PARTS												
	Coml	. . . STUD, Continuous thread, cadmium plated brass, 8-32 x 5/8 lg 312-3120-00										77250	3	
	505-3055-002	. . . WASHER, Actuator												1
	503-0644-001	. . . ATTACHING PARTS												
	Coml	. . . SETSCREW, Stainless steel, 4-48 x 0.135 lg 328-0005-00										08664	2	
	Coml	. . . WASHER, Flat												2

FIG. AND INDEX NO.	MFR PART NUMBER	DESCRIPTION									MFR CODE	UNITS PER ASSY.	USE ON CODE
		1	2	3	4	5	6	7	8	9			
21-	310-4721-00	. .	WASHER, Spring tension, phosphor bronze, 0.281 id, 0.437 od, 0.016 thk									1	
-27	542-3264-002	. .	PLATE, Stop									1	
-28	546-7824-00	. .	BUSHING, Panel									1	
-29	542-3276-002	. .	WASHER, Knob									1	
-30	540-7150-002	. . .	BEARING									2	
-31	540-5656-002	. . .	BUSHING, Panel									1	
-32	542-3261-002	. .	SHAFT									1	
-33	542-3274-002	. .	POST, Capacitor mounting									3	
	MS35200-38	. .	SCREW 342-0076-00									3	
-34	2014-10HOTTINNED	. .	TERMINAL, Lug 304-1800-00							77147		1	
	AN345B10	. .	NUT 313-0056-00									1	
	Coml	. .	WASHER, Lock, bronze, split ring, 0.194 id, 0.323 od, 0.040 thk 310-0081-00							79807		1	
-35	154-36-1	. .	CAPACITOR, Variable Drill on installation 920-0065-00									1	
	Coml	. .	NUT, Plain, hex, nickel plated brass, 6-32 thread 313-0140-00							77250		2	
	Coml	. .	WASHER, Lock, bronze, split ring, 0.141 id, 0.239 od, 0.025 thk 310-0078-00							79807		2	
	Coml	. .	SCREW, Machine, nickel plated brass, pan head, 6-32 x 3/8 lg 343-0330-00							77250		2	
-36	542-3259-002	. .	SHAFT, Extender Drill on installation									1	
	MS35672-8	. .	PIN 311-1123-30									1	
-37	542-3271-002	. .	STRAP									1	
-38	2014-10HOTTINNED	. .	TERMINAL, Lug 304-1800-00							77147		3	
	AN340B6	. .	NUT 313-0052-00									2	
	Coml	. .	WASHER, Lock, bronze, split ring, 0.194 id, 0.323 od, 0.040 thk 310-0081-00							79807		2	
-39	980-0111-00	. .	INDUCTOR, Rotary, 15 uh, 24 turns 12 AWG									1	
-40	542-3268-002	. .	ANGLE, Coil									2	
	Coml	. .	SCREW, Machine, nickel plated brass, pan head, 8-32 x 3/8 lg 343-0309-00							77250		4	
	Coml	. .	WASHER, Flat, nickel plated brass, 0.203 id, 0.500 od, 0.038 thk 310-0060-00							79807		4	
	Coml	. .	WASHER, Corprene, 0.172 id, 0.500 od, 0.032 thk 302-0030-00							05284		4	
-41	39002	. .	COUPLING, Shaft 015-0358-00									1	
	Coml	. .	SETSCREW, Stainless steel, 6-32 x 1/8 lg 328-0018-00							08664		4	
-42	505-8054-002	. .	COLLAR, Ring									1	
	Coml	. .	SETSCREW, Stainless steel, 4-48 x 0.135 lg 328-0005-00							08664		2	
	310-4721-00	. .	WASHER, Spring tension, phosphor bronze, 0.281 id, 0.437 od, 0.016 thk									1	
	Coml	. .	WASHER, Flat, nickel plated brass, 0.265 id, 0.625 od, 0.040 thk 310-0061-00							79807		1	
-43	546-7824-00	. .	BUSHING, Panel									1	
-44	540-7150-002	. . .	BEARING									2	
-45	540-5656-002	. . .	BUSHING, Panel									1	
-46	542-3270-002	. .	SHAFT, Coil									1	
	5100-25C	. .	RING, Retaining 340-0038-00									89462	1
-47	X859E	. .	INSULATOR, Standoff 190-1150-00									4	
	Coml	. .	SCREW, Machine, nickel plated brass, pan head, 8-32 x 3/8 lg 343-0309-00							77250		4	
	Coml	. .	WASHER, Flat, nickel plated brass, 0.203 id, 0.500 od, 0.038 thk 310-0060-00							79807		4	
	Coml	. .	WASHER, Corprene, 0.172 id, 0.500 od, 0.032 thk 302-0030-00							05284		4	
-48	2014-10HOTTINNED	. .	TERMINAL, Lug 304-1800-00							77147		2	
	AN340B6	. .	NUT 313-0053-00									2	
	AN936B6B	. .	WASHER 373-7020-00									2	
-49	542-3265-002	. .	PLATE, Electrical shorting									2	
	AN340B6	. .	NUT 313-0053-00									2	
	Coml	. .	SCREW, Machine, nickel plated brass, pan head, 6-32 x 3/16 lg 343-0327-00							77250		8	
	Coml	. .	WASHER, Lock, bronze, split ring, 0.141 id, 0.239 od, 0.025 thk 310-0078-00							79807		8	
	AN936B6B	. .	WASHER 373-7020-00									2	
	Coml	. .	STUD, Continuous thread, cadmium plated brass, 6-32 x 9/16 lg 312-0056-00							77250		2	
-50	850S100NPORM 10PCT	. .	CAPACITOR, Fixed 913-0821-00									10	
	MS35214-23	. .	SCREW 343-0328-00									10	
	Coml	. .	WASHER, Lock, bronze, split ring, 0.141 id, 0.239 od, 0.025 thk 310-0078-00							79807		10	
-51	2014-10HOTTINNED	. .	TERMINAL, Lug 304-1800-00							77147		2	
	AN340B8	. .	NUT 313-0054-00									1	
	Coml	. .	NUT, Plain, hex, nickel plated brass, 1/4-28 thread 313-0003-00							77250		1	
	Coml	. .	WASHER, Lock, bronze, split ring, 0.255 id, 0.489 od, 0.047 thk 310-0400-00							79807		1	
	1908-00-00-2443	. .	WASHER, Lock 373-3030-00									78189	1
	Coml	. .	WASHER, Flat, nickel plated brass, 0.265 id, 0.625 od, 0.040 thk 310-0061-00							79807		1	

FIG. AND INDEX NO.	MFR PART NUMBER	DESCRIPTION	1 2 3 4 5 6 7 8 9									MFR CODE	UNITS PER ASSY.	USE ON CODE	
			1	2	3	4	5	6	7	8	9				
21-52	9779-1	. . . POST, Binding 372-1212-00 ATTACHING PARTS												2	
	AN340B8	. . . NUT 313-0054-00												1	
	1908-00-00-2443	. . . WASHER, Lock 373-3030-00										78189		1	
-53	541-1250-003	. . . WASHER												2	
-54	542-7471-003	. . . WASHER												2	
-55	2050 17-32HOT TINNED	. . . TERMINAL, Lug 304-1500-00 ATTACHING PARTS											77147	2	
	Coml	. . . SCREW, Machine, nickel plated brass, pan head, 8-32 x 3/8 lg 343-0309-00											77250	2	
	Coml	. . . WASHER, Lock, bronze, split ring, 0.168 id, 0.280 od, 0.031 thk 310-0397-00											79807	2	
-56	540-9497-003	. . . POST, Electrical-mechanical equipment												2	
-57	541-1250-003	. . . WASHER ATTACHING PARTS for 56 and 57												1	
	1908-00-00-2443	. . . WASHER, Lock 373-3030-00										78189		2	
-58	9779-1	. . . POST, Binding 372-1212-00												2	
-59	542-3262-002	. . . PLATE, Terminal												1	
-60	542-3272-002	. . . PLATE, Terminal ATTACHING PARTS for 58 thru 60												1	
	AN340B4	. . . NUT 313-0051-00												4	
	Coml	. . . WASHER, Lock, bronze, split ring, 0.115 id, 0.202 od, 0.020 thk 310-0396-00											79807	4	
	MS35198-15	. . . SCREW 342-0155-00												4	
-61	UG58AU	. . . CONNECTOR 357-9003-00 ATTACHING PARTS												1	
	AN340B4	. . . NUT 313-0051-00												4	
	Coml	. . . WASHER, Lock, bronze, split ring, 0.115 id, 0.202 od, 0.020 thk 310-0396-00											79807	4	
	MS35214-13	. . . SCREW 343-0286-00												4	
-62	2014-10HOTTINNED	. . . TERMINAL, Lug 304-1800-00												2	
-63	2050 17-32HOT TINNED	. . . TERMINAL, Lug 304-1500-00 ATTACHING PARTS for 62 and 63												2	
	Coml	. . . NUT, Plain, hex, nickel plated brass, 1/4-28 thread 313-0149-00											77250	4	
	Coml	. . . WASHER, Lock, bronze, split ring, 0.255 id, 0.489 od, 0.047 thk 310-0400-00											79807	4	
-64	108-740-1	. . . JACK, Telephone 360-2020-00												6	
-65	542-3266-002	. . . PLATE, Terminal ATTACHING PARTS												1	
	Coml	. . . NUT, Plain, hex, nickel plated brass, 6-32 thread 313-0140-00											77250	4	
	MS35337-79	. . . WASHER 310-0071-00												4	
	Coml	. . . WASHER, Flat, nickel plated brass, 0.147 id, 0.312 od, 0.032 thk 310-0055-00											79807	4	
	Coml	. . . SCREW, Machine, nickel plated brass, pan head, 6-32 x 7/16 lg 343-0331-00											77250	4	
-66	542-3273-002	. . . INSULATOR, Engraved ATTACHING PARTS												1	
	Coml	. . . SCREW, Machine, nickel plated brass, pan head, 6-32 x 3/8 lg 343-0330-00											77250	4	
	Coml	. . . WASHER, Lock, bronze, split ring, 0.168 id, 0.280 od, 0.031 thk 310-0397-00											79807	4	
	Coml	. . . WASHER, Flat, nickel plated brass, 0.147 id, 0.312 od, 0.032 thk 310-0055-00											79807	4	
-67	540-1336-002	. . . GASKET, Insulator												1	
-68	542-3287-004	. . . PANEL, Load coil ATTACHING PARTS												1	
	MS35214-24	. . . SCREW 343-0329-00												5	
-69	747R	. . . BUMPER, Rubber 200-5010-00 ATTACHING PARTS												4	
	Coml	. . . SCREW, Machine, nickel plated brass, pan head, 6-32 x 3/8 lg 343-0330-00											77250	4	
	Coml	. . . WASHER, Flat, nickel plated brass, 0.147 id, 0.312 od, 0.032 thk 310-0055-00											79807	4	
-70	542-3294-005	. . . CHASSIS, Coupler												1	




Figure 22. Amplifier, Power Type 30S-1

FIG. AND INDEX NO.	MFR PART NUMBER	DESCRIPTION	MFR CODE	UNITS PER ASSY.	USE ON CODE
22-	522-1286-011	. AMPLIFIER, POWER TYPE 30S-1 See fig. 1-21 for nha		REF	
-1	NO NUMBER	. . CABINET ASSY, Upper See fig. 23		1	
-2	NO NUMBER	. . CABINET ASSY, Lower See fig. 26		1	




Figure 23. Cabinet Assembly, Upper

Section IV
Group Assembly Parts List

T.O. 31R2-4-183-4

FIG. AND INDEX NO.	MFR PART NUMBER	DESCRIPTION	MFR CODE	UNITS PER ASSY.	USE ON CODE			
						1	2	3
23-	NO NUMBER	CABINET ASSY, Upper See fig. 22-1 for nha			REF			
-1	546-7815-00	KNOB			2			
-2	544-0781-004	KNOB, Pointer			2			
	Coml	ATTACHING PARTS for 1 and 2						
		SETSCREW, Stainless steel, 8-32 x 3/16 lg 335-0041-00	08664		4			
-3	NO NUMBER	PANEL ASSY, Front			1			
		ATTACHING PARTS						
	334-1116-00	NUT, Sheet spring, cadmium plated steel, accommodates 6-32 screw			7			
	543-8116-00	SCREW, Machine Altered 342-0063-00			7			
-4	913-3013-00	CAPACITOR, Fixed, ceramic, 10,000 uuf 20%, 500 vdcw			2			
-5	RS7-10R10G	RESISTOR, Fixed 746-9186-00			1			
-6	RN65B1100F	RESISTOR 705-7050-00			1			
-7	RN70B8060F	RESISTOR 705-7779-00			1			
-8	RC42GF560K	RESISTOR 745-5600-00			1			
-9	RC20GF204J	RESISTOR 745-1448-00			1			
-10	RC32GF472K	RESISTOR 745-3386-00			1			
-11	1N1492	SEMICONDUCTOR DEVICE, Diode 353-1661-00	24446		1			
-12	544-6958-002	ESCUTCHEON			1			
		ATTACHING PARTS						
	334-1116-00	NUT, Sheet spring, cadmium plated steel, accommodates 6-32 screw			5			
	MS35198-27	SCREW 342-0928-00			5			
-13	544-6957-002	WINDOW, Dial			2			
		ATTACHING PARTS						
	MS21318-2	SCREW 330-2020-00			6			
	540-3042-003	WASHER			4			
-14	544-6996-003	ESCUTCHEON			1			
-15	HP6N	CLAMP, Loop 150-1543-00	09922		1			
-16	544-6884-00	PANEL ASSY			1			
-17	RC32GF473K	RESISTOR 745-3422-00			1			
-18	259-1027-00	SWITCH, Rotary, 2 sections, 2 moving and 14 fixed contacts			1			
-19	31-759	TERMINAL, Lug 304-0139-00	02660		1			
		ATTACHING PARTS for 18 and 19						
	Coml	NUT, Plain, hex, stainless steel, 3/8-32 thread 334-4120-00	77250		1			
	1220-02-00-0543	WASHER, Lock 373-0081-00	78189		1			
-20	83001	SWITCH, Toggle 260-2613-00			1			
		ATTACHING PARTS						
	503-8735-002	NUT			1			
-21	7665K4	SWITCH, Toggle 266-0072-00	15605		1			
		ATTACHING PARTS						
	503-8735-002	NUT			1			
-22	260-2697-00	SWITCH, Push, spst, normally closed, 0.5 amp at 250 vac			1			
-23	260-2696-00	SWITCH, Push, spst, normally closed, 0.5 amp at 250 vac			1			
-24	262-0626-00	LENS, Indicator light, red, 15/32 x 11/16 x 31/32 in.			1			
-25	47	LAMP, Incandescent 262-3240-00	24446		1			
-26	262-0627-00	LIGHT, Indicator, for use with T-3-1/4 midget bayonet base bulb			1			
-27	1532A	TERMINAL BOARD 306-9032-00	71785		1			
		ATTACHING PARTS						
	AN340B4	NUT 313-0051-00			1			
	Coml	WASHER, Lock, bronze, split ring, 0.115 id, 0.212 od, 0.025 thk 310-0076-00	79807		1			
	MS35214-13	SCREW 343-0286-00			1			
23-	546-2149-00	METER KIT			1			
-28	458-0484-00	AMMETER, D-C, 0-1 amp			1			
		ATTACHING PARTS						
	Coml	WASHER, Lock, bronze, split ring, 0.115 id, 0.212 od, 0.025 thk 310-0076-00	79807		4			
	AN936A416	WASHER 373-0087-00			2			
-29	458-0483-00	AMMETER, D-C, 200-0-500 ua			1			
-30	1520A	TERMINAL BOARD 306-9033-00	71785		1			
		ATTACHING PARTS for 29 and 30						
	Coml	WASHER, Lock, bronze, split ring, 0.115 id, 0.212 od, 0.025 thk 310-0076-00	79807		1			
	AN936A416	WASHER 373-0087-00			1			
-31	544-6997-003	PANEL, Front			1			
-32	544-6873-00	CABINET ASSY See fig. 24			1			
		ATTACHING PARTS						
	MS35217-55	SCREW 343-0228-00			4			
	MS35338-81	WASHER 310-0284-00			4			




Figure 24. Cabinet Assembly (sheet 1 of 3)

FIG. AND INDEX NO.	MFR PART NUMBER	DESCRIPTION									MFR CODE	UNITS PER ASSY.	USE ON CODE
		1	2	3	4	5	6	7	8	9			
24-	544-6873-00	CABINET ASSY	See fig. 23-22 for nha								REF	
-1	544-6954-002	DISK, Dial									1	
	MS21318-2	ATTACHING PARTS										
	Coml	SCREW 330-2020-00									3	
		SETSCREW, Stainless steel, 6-40 x 1/8 lg	328-0019-00							08664	2	
		-----*										
-2	544-6952-002	HUB, Dial									1	
-3	544-6953-002	DISC, Dial									1	
	MS21318-2	ATTACHING PARTS										
	Coml	SCREW 330-2020-00									3	
		SETSCREW, Stainless steel, 6-40 x 1/8 lg	328-0019-00							08664	2	
		-----*										
-4	544-6952-002	HUB, Dial									1	
-5	95861AH	DETENT, Switch 269-2037-00								76854	1	
	Coml	ATTACHING PARTS										
	MS35338-78	NUT, Plain, hex, stainless steel, 4-40 thread	313-0132-00								2	
	502-1515-002	WASHER 310-0279-00									2	
	MS35216-13	WASHER, Flat									2	
		SCREW 343-0134-00									2	
		-----*										
-6	544-6944-002	PLATE, Front									1	
	MS35216-26	ATTACHING PARTS										
	MS35338-79	SCREW 343-0170-00									3	
		WASHER 310-0282-00									3	
		-----*										
-7	MS16562-201	PIN 311-0357-00									1	
-8	F346-4MILL6085A	BEARING, Sleeve 309-0124-00								70417	1	
-9	544-6941-002	PLATE, Front									1	
-10	544-6949-002	PULLEY, Drive									2	
-11	544-6932-002	HUB, Pulley									2	
-12	SP2-15	PULLEY, Groove 281-0057-00								94635	2	
-13	544-6967-002	COLLAR, Shaft									2	
	Coml	ATTACHING PARTS										
		SETSCREW, Stainless steel, 6-40 x 1/8 lg	328-0019-00							08664	4	
		-----*										
-14	544-6931-002	SHAFT, Dial									2	
-15	544-6964-002	DRUM, Tuning									1	
-16	544-6962-002	DRUM, Loading									1	
	Coml	ATTACHING PARTS for 15 and 16										
		SETSCREW, Stainless steel, 6-40 x 1/8 lg	328-0019-00							08664	4	
		-----*										
-17	544-6945-002	PLATE, Rear									1	
-18	540-9468-003	POST, Electrical-mechanical equipment									3	
	MS35216-26	ATTACHING PARTS for 17 and 18										
	MS35338-79	SCREW 343-0170-00									3	
		WASHER 310-0282-00									3	
		-----*										
-19	544-6929-002	BLOCK, Chassis									2	
	MS35200-23	ATTACHING PARTS										
	MS35216-24	SCREW 342-0060-00									2	
	MS35338-79	SCREW 343-0168-00									2	
		WASHER 310-0282-00									2	
		-----*										
-20	47	LAMP, Incandescent 262-3240-00								24446	2	
-21	DB718	LAMPHOLDER 262-1210-00								74056	2	
-22	544-6965-002	DUCT, Wiring									1	
	MS35216-24	ATTACHING PARTS										
	MS35337-79	SCREW 343-0168-00									4	
		WASHER 310-0071-00									4	
		-----*										
-23	544-6937-002	SHAFT, Switch									1	
	Coml	ATTACHING PARTS										
	Coml	SETSCREW, Stainless steel, 6-40 x 1/8 lg	328-0019-00							08664	4	
		SETSCREW, Stainless steel, 4-48 x 0.135 lg	328-0005-00							08664	2	
		-----*										
-24	544-6967-002	COLLAR, Shaft									2	
-25	544-6949-002	PULLEY, Drive									1	
-26	544-6932-002	HUB, Pulley									1	
-27	SP2-15	PULLEY, Groove 281-0057-00								94635	1	
-28	544-6979-002	BRACKET, Switch									1	
	MS35216-26	ATTACHING PARTS										
	Coml	SCREW 343-0170-00									2	
	MS35338-79	WASHER, Flat, stainless steel, 0.147 id, 0.375 od, 0.031 thk	310-6360-00							79807	2	
		WASHER 310-0282-00									2	
		-----*										
-29	544-6980-002	BRACKET, Angle									1	
	MS35216-26	ATTACHING PARTS										
		SCREW 343-0170-00									2	
		-----*										
-30	F346-4MILL6085A	BEARING, Sleeve 309-0124-00								70417	1	
-31	CL632-2	NUT, Plain, clinch 334-0066-00								46384	2	
-32	544-6946-002	COUPLER, Shaft									1	
	Coml	ATTACHING PARTS										
		SETSCREW, Stainless steel, 6-40 x 1/8 lg	328-0019-00							08664	2	
		-----*										
-33	544-6938-002	SHAFT, Bearing									1	
-34	SP3-22	PULLEY, Groove 281-0054-00								94635	1	
-35	544-6934-002	COUPLER, Shaft									1	
-36	545-7601-002	BRACKET, Switch									1	

FIG. AND INDEX NO.	MFR PART NUMBER	DESCRIPTION	MFR CODE	UNITS PER ASSY.	USE ON CODE			
						1	2	3
24-		ATTACHING PARTS						
	MS35216-25	SCREW 343-0169-00			2			
	Coml	WASHER, Flat, stainless steel, 0.147 id, 0.375 od, 0.031 thk 310-6360-00	79807		2			
	MS35338-79	WASHER 310-0282-00			2			
		-----*						
-37	F347-4MILL6085A	BEARING, Sleeve 309-0125-00	70417		1			
-38	545-7600-002	BRACKET, Switch			1			
-39	544-6899-002	PULLEY, Switch			1			
	Coml	ATTACHING PARTS						
		SETSCREW, Stainless steel, 6-40 x 1/8 lg 328-0019-00	08664		2			
		-----*						
-40	544-6898-002	HUB, Pulley			1			
-41	SP2-15	PULLEY, Groove 281-0057-00	94635		1			
-42	544-6942-002	BRACKET, Loading			1			
		ATTACHING PARTS						
	MS35216-25	SCREW 343-0169-00			2			
	Coml	WASHER, Flat, stainless steel, 0.147 id, 0.375 od, 0.031 thk 310-6360-00	79807		2			
	MS35338-79	WASHER 310-0282-00			2			
		-----*						
-43	F346-4MILL6085A	BEARING, Sleeve 309-0124-00	70417		1			
-44	544-6971-002	BRACKET, Loading			1			
-45	544-6947-002	COUPLER, Shaft			1			
	Coml	ATTACHING PARTS						
		SETSCREW, Stainless steel, 6-40 x 1/8 lg 328-0019-00	08664		2			
		-----*						
-46	544-6938-002	SHAFT, Bearing			1			
-47	SP4-28	PULLEY, Groove 281-0019-00	94635		1			
-48	544-6935-002	COUPLER, Shaft			1			
-49	544-6943-002	BRACKET, Loading			1			
		ATTACHING PARTS						
	MS35216-25	SCREW 343-0169-00			2			
	Coml	WASHER, Flat, stainless steel, 0.147 id, 0.375 od, 0.031 thk 310-6360-00	79807		2			
	MS35338-79	WASHER 310-0282-00			2			
		-----*						
-50	F346-4MILL6085A	BEARING, Sleeve 309-0124-00	70417		1			
-51	544-6972-002	BRACKET, Loading			1			
-52	544-6948-002	COUPLER, Shaft			1			
	Coml	ATTACHING PARTS						
		SETSCREW, Stainless steel, 6-40 x 1/8 lg 328-0019-00	08664		2			
		-----*						
-53	544-6938-002	SHAFT, Bearing			1			
-54	SP4-28	PULLEY, Groove 281-0019-00	94635		1			
-55	544-6936-002	COUPLER, Shaft			1			
-56	376-3275-00	RESISTOR, Variable, composition, 5000 ohms 20%, 1/2 w			1			
-57	RA20NASD501A	RESISTOR 750-0510-00			1			
	Coml	ATTACHING PARTS for 56 and 57						
	1220-02-00-0543	NUT, Plain, hex, nickel plated brass, 3/8-32 thread 313-0062-00	77250		2			
		WASHER, Lock 373-0081-00	78189		2			
		-----*						
-58	1775	TERMINAL BOARD 306-0035-00	71785		2			
		ATTACHING PARTS						
	PK75XZ4-4-1	SCREW, Tapping, thread forming 330-0731-00	45722		2			
		-----*						
-59	544-7024-005	COVER ASSY, Back			1			
		ATTACHING PARTS						
	PK75XZ6-5-1	SCREW, Tapping, thread forming 330-0736-00	45722		20			
		-----*						
-60	GOS5-93	EYELET, Turnlock fastener 012-1299-00	75618		1			
-61	5-0-80	STUD, Turnlock fastener 012-1302-00	75618		1			
-62	544-6950-002	COIL			1			
-63	544-7037-002	STRAP, No. 2			1			
		ATTACHING PARTS for 62 and 63						
	MS35214-24	SCREW 343-0329-00	79807		1			
	Coml	WASHER, Lock, bronze, split ring, 0.141 id, 0.239 od, 0.025 thk 310-0078-00	79807		1			
	Coml	WASHER, Flat, nickel plated brass, 0.147 id, 0.375 od, 0.032 thk 310-0056-00	79807		1			
		-----*						
-64	540-9250-003	POST, Electrical-mechanical equipment			1			
		ATTACHING PARTS						
	AN340B8	NUT 313-0054-00			1			
	Coml	WASHER, Flat, nickel plated brass, 0.172 id, 0.437 od, 0.036 thk 310-0058-00	79807		1			
	Coml	WASHER, Lock, bronze, split ring, 0.168 id, 0.296 od, 0.040 thk 310-0079-00	79807		2			
	Coml	STUD, Continuous thread 312-3150-00	77250		1			
		-----*						
-65	540-7979-002	CHOKE, R-F			1			
		ATTACHING PARTS						
	Coml	SCREW, Machine, nickel plated brass, pan head, 6-32 x 3/8 lg 343-0330-00	77250		2			
	Coml	WASHER, Corprene, 0.147 id, 0.375 od, 0.032 thk 302-0026-00	05284		2			
		-----*						
-66	DA858-003	CAPACITOR, Fixed 913-0101-00	71590		1			
		ATTACHING PARTS						
	Coml	WASHER, Lock, bronze, split ring, 0.141 id, 0.239 od, 0.025 thk 310-0078-00	79807		1			
		-----*						
-67	544-6900-002	INDUCTOR, Meter			1			
		ATTACHING PARTS						
	Coml	NUT, Plain, hex, nickel plated brass, 4-40 thread 313-0156-00	77250		1			
	Coml	WASHER, Lock, bronze, split ring, 0.115 id, 0.212 od, 0.025 thk 310-0076-00	79807		1			
	MS35214-12	SCREW 343-0285-00			1			
		-----*						
-68	154-16	CAPACITOR, Variable 920-0137-00	74970		1			





Figure 24. Cabinet Assembly (sheet 2 of 3)

DETAIL A



DETAIL B

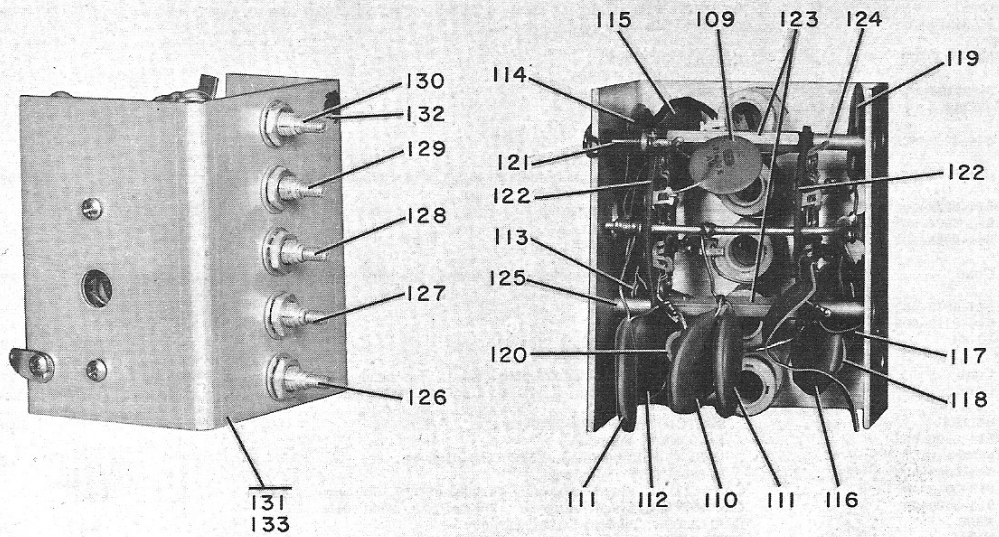


Figure 24. Cabinet Assembly (sheet 3 of 3)

FIG. AND INDEX NO.	MFR PART NUMBER	DESCRIPTION									MFR CODE	UNITS PER ASSY.	USE ON CODE
		1	2	3	4	5	6	7	8	9			
24-69	544-6928-002	POST, Spacer									3	
	AN340B6	ATTACHING PARTS for 68 and 69										
	Coml	NUT 313-0053-00									1	
	Coml	WASHER, Lock, bronze, split ring, 0.141 id, 0.239 od, 0.025 thk 310-0078-00								79807	1	
	MS35338-79	WASHER, Flat, nickel plated brass, 0.147 id, 0.375 od, 0.032 thk 310-0056-00								79807	1	
	Coml	WASHER 310-0282-00									3	
	Coml	SCREW, Machine, nickel plated brass, pan head, 6-32 x 3/8 lg 343-0330-00								77250	1	
	Coml	SCREW, Machine, nickel plated brass, pan head, 6-32 x 1-1/8 lg 343-0337-00								77250	3	
		-----*-----										
-70	540-7036-002	GEAR, Synchro									1	
		ATTACHING PARTS										
	AN340B6	NUT 313-0053-00									2	
	Coml	WASHER, Lock, bronze, split ring, 0.141 id, 0.239 od, 0.025 thk 310-0078-00								79807	2	
		-----*-----										
-71	49966	COIL, R-F 240-0137-00								45722	1	
		ATTACHING PARTS										
	Coml	SCREW, Machine, nickel plated brass, pan head, 6-32 x 3/16 lg 343-0327-00								77250	1	
	Coml	WASHER, Lock, bronze, split ring, 0.141 id, 0.239 od, 0.025 thk 310-0078-00								79807	1	
		-----*-----										
-72	154-32	CAPACITOR, Variable 920-0140-00								74970	2	
-73	544-6928-002	POST, Spacer									6	
		ATTACHING PARTS for 72 and 73										
	AN340C6	NUT 313-0002-00									2	
	Coml	WASHER, Flat, stainless steel, 0.147 id, 0.375 od, 0.031 thk 310-6360-00								79807	2	
	MS35338-79	WASHER 310-0282-00									8	
	MS35216-25	SCREW 343-0169-00									2	
	Coml	SCREW, Machine, nickel plated brass, pan head, 6-32 x 1-1/8 lg 343-0337-00								77250	8	
		-----*-----										
-74	544-6896-002	BRACKET, Switch									1	
		ATTACHING PARTS										
	Coml	NUT, Plain, hex, nickel plated brass, 6-32 thread 313-0140-00								77250	2	
	PK75XZ6-5-1	SCREW, Tapping, thread forming 330-0736-00								45722	2	
	MS35216-25	SCREW 343-0169-00									2	
		-----*-----										
-75	544-6995-003	SHAFT ASSY									1	
		ATTACHING PARTS										
	Coml	NUT, Plain, hex, nickel plated brass, 4-40 thread 313-0156-00								77250	1	
	Coml	WASHER, Flat, nickel plated brass, 0.125 id, 0.312 od, 0.028 thk 310-0054-00								79807	2	
	MS35214-17	SCREW 343-0290-00									1	
		-----*-----										
-76	545-7825-003	SWITCH ASSY, Band									1	
-77	545-7604-003	COIL, Tuning									1	
		ATTACHING PARTS										
	Coml	SCREW, Machine, nickel plated brass, pan head, 6-32 x 3/8 lg 343-0309-00								77250	2	
	Coml	WASHER, Corprene, 0.172 id, 0.437 od, 0.032 thk 302-0029-00								05284	2	
		-----*-----										
-78	AH1000	RELAY, Armature 970-1922-00									10236	1
		ATTACHING PARTS										
	Coml	SCREW, Machine, nickel plated brass, pan head, 6-32 x 3/16 lg 343-0327-00								77250	2	
		-----*-----										
-79	541-5979-002	SPACER, Sleeve									4	
-80	AN931-3-5	GROMMET 201-0001-00									4	
-81	544-7003-003	ISOLATOR, Relay									1	
		ATTACHING PARTS										
	MS35649-44	NUT 313-0043-00									4	
	Coml	WASHER, Flat, stainless steel, 0.125 id, 0.312 od, 0.027 thk 310-0045-00								79807	4	
	MS35214-16	SCREW 343-0289-00									4	
		-----*-----										
-82	544-6879-00	INTERLOCK ASSY									1	
		ATTACHING PARTS										
	MS35198-14	SCREW 342-0154-00									2	
	MS35214-14	SCREW 343-0287-00									1	
		-----*-----										
-83	544-6967-002	COLLAR, Shaft									1	
		ATTACHING PARTS										
	Coml	SETSCREW, Stainless steel, 6-40 x 1/8 lg 328-0019-00								08864	2	
		-----*-----										
-84	544-6922-002	SPRING, Shorting switch									1	
-85	544-6924-002	SHAFT, Interlock									1	
-86	544-6926-002	INSULATOR, Switch									1	
		ATTACHING PARTS										
	Coml	SCREW, Machine, nickel plated brass, pan head, 4-40 x 1/8 lg 343-0283-00								77250	2	
		-----*-----										
-87	544-6925-002	DISC, Shorting									1	
-88	544-6919-002	PLATE									1	
-89	E1001	INSULATOR, Standoff 190-1151-00								70371	1	
		ATTACHING PARTS										
	Coml	SCREW, Machine, nickel plated brass, pan head, 8-32 x 3/8 lg 343-0309-00								77250	2	
	Coml	WASHER, Corprene, 0.172 id, 0.437 od, 0.032 thk 302-0029-00								05284	2	
		-----*-----										
-90	8411K4	SWITCH, Push 260-2548-00								15605	1	
-91	544-6990-003	BRACKET, Interlock									1	
-92	68NC3-40	NUT, Self-locking, clinch 333-0199-00								72962	3	
-93	544-6989-003	BRACKET, Interlock									1	
-94	913-3013-00	CAPACITOR, Fixed, ceramic, 10,000 uuf 20%, 500 vdcw									2	
-95	913-3539-00	CAPACITOR, Fixed, ceramic, 1500 uuf 10%, 6000 vdcw									1	
-96	X896	INSULATOR, Bushing 190-1127-00								71590	1	
-97	X100	INSULATOR, Bushing 190-1123-00								71590	1	
		ATTACHING PARTS for 96 and 97										
	AN340B8	NUT 313-0054-00									2	

FIG. AND INDEX NO.	MFR PART NUMBER	DESCRIPTION	MFR CODE	UNITS PER ASSY.	USE ON CODE			
						1	2	3
24-	Coml	WASHER, Lock, bronze, split ring, 0.168 id, 0.296 od, 0.040 thk	310-0079-00	79807	2			
	Coml	WASHER, Flat, nickel plated brass, 0.172 id, 0.437 od, 0.036 thk	310-0058-00	79807	2			
	Coml	WASHER, Corprene, 0.172 id, 0.437 od, 0.032 thk	302-0029-00	05284	2			
	Coml	WASHER, Corprene, 0.515 id, 0.875 od, 0.016 thk	302-0047-00	05284	2			
	Coml	STUD, Continuous thread, cadmium plated brass, 8-32 x 2-1/4 lg	312-0091-00	77250	1			
-98	913-3013-00	CAPACITOR, Fixed, ceramic, 10,000 uuf 20%, 500 vdcw			3			
-99	913-3539-00	CAPACITOR, Fixed, ceramic, 1500 uuf 10%, 6000 vdcw			1			
-100	545-3120-004	SWITCH, Thermal			1			
		ATTACHING PARTS						
	AN340B6	NUT 313-0053-00			1			
	Coml	WASHER, Lock, bronze, split ring, 0.141 id, 0.239 od, 0.025 thk	310-0078-00	79807	1			
	MS35214-24	SCREW 343-0329-00			1			
		-----*						
-101	545-3119-003	BRACKET, Hinge			1			
		ATTACHING PARTS						
	MS20365-632A	NUT 333-0364-00			1			
	545-3113-002	WASHER, Spring			1			
	MS35216-25	SCREW 343-0169-00			1			
		-----*						
-102	913-3703-00	CAPACITOR, Fixed, ceramic, 1 uuf 25%, 5000 vdcw			1			
-103	85085ZPORM5PCT	CAPACITOR, Fixed 913-0840-00	71590		1			
-104	544-6876-00	SUPPRESSOR, Parasitic			1			
		ATTACHING PARTS						
	MS35214-23	SCREW 343-0328-00			1			
	Coml	WASHER, Lock, bronze, split ring, 0.141 id, 0.239 od, 0.025 thk	310-0078-00	79807	2			
		-----*						
-105	544-6927-002	CLAMP, Tube			1			
		ATTACHING PARTS						
	AN340B8	NUT 313-0054-00			1			
	Coml	WASHER, Lock, bronze, split ring, 0.168 id, 0.296 od, 0.040 thk	310-0079-00	79807	1			
	Coml	WASHER, Flat, nickel plated brass, 0.172 id, 0.437 od, 0.036 thk	310-0058-00	79807	2			
		-----*						
-106	544-6939-002	COUPLER, Switch			1			
		ATTACHING PARTS						
	Coml	SETSCREW, Stainless steel, 6-40 x 1/8 lg	328-0019-00	08664	4			
		-----*						
-107	544-6933-002	SHAFT, Switch			1			
-108	544-6877-00	INPUT ASSY			1			
		ATTACHING PARTS						
	Coml	SCREW, Machine, brass, flat head, 4-40 x 1-1/4 lg	342-0329-00	77250	2			
	Coml	WASHER, Lock, bronze, split ring, 0.141 id, 0.239 od, 0.025 thk	310-0078-00	79807	2			
		-----*						
-109	913-3013-00	CAPACITOR, Fixed, ceramic, 10,000 uuf 20%, 500 vdcw			1			
-110	DA136-024CB	CAPACITOR, Fixed 913-3597-00	71590		1			
-111	DA136-019CB	CAPACITOR, Fixed 913-3589-00	71590		2			
-112	DA136-022CB	CAPACITOR, Fixed 913-3588-00	71590		1			
-113	DA165-007CB	CAPACITOR, Fixed 913-3582-00	71590		1			
-114	913-3581-00	CAPACITOR, Fixed, ceramic, 180 uuf 5%, 2000 vdcw			1			
-115	DA165-012CB	CAPACITOR, Fixed 913-3579-00	71590		1			
-116	DA136-023CB	CAPACITOR, Fixed 913-3585-00	71590		1			
-117	DA136-025CB	CAPACITOR, Fixed 913-3586-00	71590		1			
-118	913-3572-00	CAPACITOR, Fixed, ceramic, 110 uuf 5%, 1000 vdcw			1			
-119	DA165-012CB	CAPACITOR, Fixed 913-3579-00	71590		1			
-120	545-7814-00	COIL			1			
-121	2AIDBL2	TERMINAL, Stud 306-0234-00	92825		1			
		ATTACHING PARTS						
	MS35214-12	SCREW 343-0285-00			1			
	Coml	WASHER, Lock, bronze, split ring, 0.115 id, 0.212 od, 0.025 thk	310-0076-00	79807	1			
		-----*						
-122	94111AH	SWITCH SECTION, Rotary 259-2036-00	76854		2			
-123	540-9057-003	POST, Electrical-mechanical equipment			2			
-124	541-5974-002	SPACER, Sleeve			2			
-125	541-5970-002	SPACER, Sleeve			2			
		ATTACHING PARTS for 122 thru 125						
	MS35214-19	SCREW 343-0292-00			2			
	MS35198-19	SCREW 342-0159-00			2			
	Coml	WASHER, Lock, bronze, split ring, 0.115 id, 0.202 od, 0.020 thk	310-0396-00	79807	2			
	8942	WASHER, Phenolic 302-0262-00	76854		8			
		-----*						
-126	544-6999-003	COIL, No. 2			1			
-127	544-6998-003	COIL, No. 1			1			
-128	544-7002-003	COIL, No. 5			1			
-129	544-7001-003	COIL, No. 4			1			
-130	544-7000-003	COIL, No. 3			1			
		ATTACHING PARTS for 126 thru 130						
	Coml	NUT, Plain, hex, nickel plated brass, 1/4-28 thread	313-0003-00	77250	5			
	1728-02-00-4102	WASHER, Lock 373-0088-00	78189		5			
		-----*						
-131	544-7008-003	BRACKET, Switch			1			
-132	CL632-2	NUT, Plain, clinch 334-0066-00	46384		2			
-133	544-7007-003	BRACKET, Switch			1			
-134	913-3013-00	CAPACITOR, Fixed, ceramic, 10,000 uuf 20%, 500 vdcw			8			
-135	J301-2000	COIL, R-F 240-2547-00	76487		1			
-136	4424-6	COIL, R-F 240-0191-00	82142		1			
-137	RC32GF102K	RESISTOR 745-3352-00			1			
-138	DM15C050K500WV	CAPACITOR, Fixed 912-2751-00	72136		1			
-139	544-6883-00	BOARD ASSY See fig. 25			1			
-140	540-9168-003	POST, Electrical-mechanical equipment			2			

FIG. AND INDEX NO.	MFR PART NUMBER	DESCRIPTION									MFR CODE	UNITS PER ASSY.	USE ON CODE
		1	2	3	4	5	6	7	8	9			
24-		ATTACHING PARTS for 139 and 140											
	MS35214-12											2	
	MS35214-13											2	
	Coml										79807	2	
	Coml										79807	2	
-141	27370											97965	1
	MS35216-40											4	
	MS35337-80											4	
	Coml										79807	4	
-142	28618											97965	1
	AN340C6											2	
	Coml										79807	2	
	MS35338-79											2	
	MS35216-25											2	
-143	2443X5S151K											72982	1
-144	327047X5T0102Z											72982	2
	Coml											77250	3
	AN936A416											3	
-145	27658											97965	1
	Coml											77250	2
	Coml										79807	2	
	MS35214-12											2	
-146	HP4N											09922	1
	AN340B4											1	
	Coml										79807	1	
	MS35214-15											1	
-147	544-7038-002											1	
	AN340B6											1	
	Coml										79807	1	
-148	X1640											71590	1
-149	X830											71590	1
	AN340B6											2	
	6011											44655	2
	Coml										77250	2	
	Coml										79807	2	
	Coml										77250	1	
-150	18A18697											71785	1
-151	544-6894-002											1	
	AN340B4											2	
	Coml										79807	2	
	Coml										79807	2	
	MS35214-13											1	
	MS35214-14											1	
-152	4CX1000A											72092	1
-153	913-3013-00											1	
-154	544-7004-003											1	
	MS35214-17											3	
	Coml										79807	3	
	Coml										05284	3	
-155	544-6871-00											1	
	Coml											77250	2
	Coml										79807	2	
	Coml										79807	2	
-156	106PDL2											76005	3
-157	544-6986-003											1	
	PK75XZ4-4-1											45722	6
-158	L30122											50133	1
-159	544-6985-003											1	
-160	Y131A											06980	1
	AN340B4											6	
	Coml										79807	6	
-161	913-3538-00											1	
-162	544-6887-002											1	
-163	544-6890-002											1	

FIG. AND INDEX NO.	MFR PART NUMBER	DESCRIPTION	MFR CODE	UNITS PER ASSY.	USE ON CODE			
						1	2	3
24-		ATTACHING PARTS for 162 and 163						
	PK75XZ6-5-1	SCREW, Tapping, thread forming 330-0736-00	45722	5				
	Coml	WASHER, Flat, nickel plated brass, 0.147 id, 0.375 od, 0.032 thk 310-0056-00	79807	2				
		-----*						
-164	RG58CU	CABLE 425-0042-00		1				
-165	HP8N	CLAMP, Loop 150-1545-00	09922	3				
		ATTACHING PARTS for 164 and 165						
	AN340B6	NUT 313-0053-00		3				
	Coml	WASHER, Flat, nickel plated brass, 0.147 id, 0.375 od, 0.032 thk 310-0056-00	79807	3				
	Coml	SCREW, Machine, nickel plated brass, pan head, 6-32 x 5/8 lg 343-0333-00	77250	3				
		-----*						
-166	360-0088-00	JACK, Telephone, accommodates 1/8 dia plug		2				
		ATTACHING PARTS						
	MS35649-44	NUT 313-0043-00		4				
	MS35216-13	SCREW 343-0134-00		4				
		-----*						
-167	DM15E330K500WV	CAPACITOR, Fixed 912-2781-00	72136	1				
-168	1774	TERMINAL BOARD 306-0034-00	71785	2				
		ATTACHING PARTS						
	MS35649-44	NUT 313-0043-00		4				
	MS35216-13	SCREW 343-0134-00		1				
	MS25216-12	SCREW 343-0133-00		3				
		-----*						
-169	544-6892-002	STRIP, Hold down		2				
-170	544-6893-002	STRIP, Hold down		2				
-171	545-9118-002	PLATE, Nut		10				
-172	544-6891-002	TAB, Grounding		10				
		ATTACHING PARTS for 169 thru 172						
	Coml	SCREW, Machine, nickel plated brass, flat head, 2-56 x 3/8 lg 342-0145-00	77250	10				
		-----*						
-173	544-6921-002	STRIP, Backing		1				
-174	544-6920-002	STRIP, Backing		1				
-175	544-6891-002	TAB, Grounding		7				
		ATTACHING PARTS						
	68NM26	NUT, Self-locking, hex 333-0327-00	72962	7				
	Coml	SCREW, Machine, nickel plated brass, flat head, 2-56 x 3/8 lg 342-0145-00	77250	7				
		-----*						
-176	UG58AU	CONNECTOR 357-9003-00		1				
		ATTACHING PARTS						
	Coml	NUT, Plain, hex, nickel plated brass, 4-40 thread 313-0156-00	77250	4				
	Coml	WASHER, Lock, bronze, split ring, 0.115 id, 0.212 od, 0.025 thk 310-0076-00	79807	4				
	MS35214-13	SCREW 343-0236-00		4				
		-----*						
-177	544-6977-002	BRACKET, Latch		1				
		ATTACHING PARTS						
	MS35216-24	SCREW 343-0168-00		4				
	MS35338-79	WASHER 310-0282-00		4				
	Coml	WASHER, Flat, stainless steel, 0.147 id, 0.375 od, 0.031 thk 310-6360-00	79807	4				
		-----*						
-178	544-6974-002	BRACKET, Stop		2				
		ATTACHING PARTS						
	MS35216-24	SCREW 343-0168-00		4				
	MS35338-79	WASHER 310-0282-00		4				
	Coml	WASHER, Flat, stainless steel, 0.147 id, 0.375 od, 0.031 thk 310-6360-00	79807	4				
		-----*						
-179	544-6975-002	BUMPER		1				
-180	544-7030-006	FRAME, Cabinet		1				
		ATTACHING PARTS						
	AN340C6	NUT 313-0002-00		2				
	Coml	WASHER, Lock, bronze, split ring, 0.141 id, 0.239 od, 0.025 thk 310-0078-00	79807	2				
	543-8116-00	SCREW, Machine Altered 342-0063-00		2				
		-----*						
-181	544-7032-006	CABINET, Upper		1				

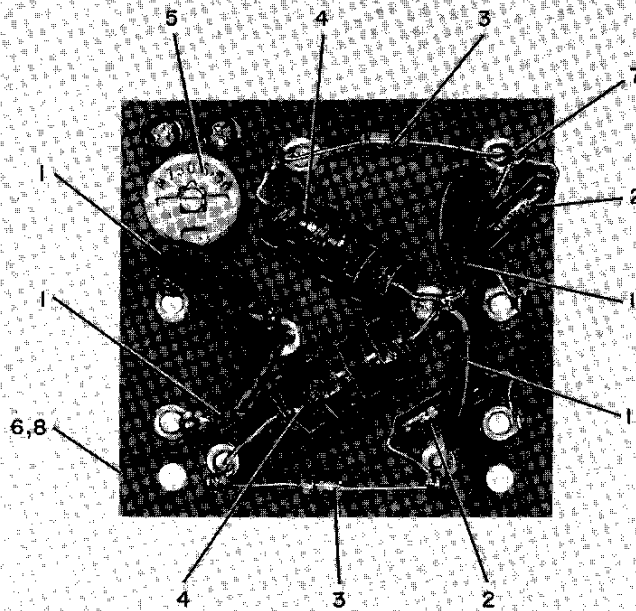


Figure 25. Board Assembly

FIG. AND INDEX NO.	MFR PART NUMBER	DESCRIPTION									MFR CODE	UNITS PER ASSY.	USE ON CODE
		1	2	3	4	5	6	7	8	9			
25-	544-6883-00	BOARD ASSY	See fig. 24-139 for nha								REF	
-1	913-3013-00	CAPACITOR, Fixed, ceramic, 10,000 uuf 20%, 500 vdcw									4	
-2	RN65B3832F	RESISTOR 705-7172-00									2	
-3	544-6886-00	DIODES, Matched pair									1	
-4	C0047409	COIL, R-F 240-0134-00									2	
-5	557018U2P034R	CAPACITOR, Variable 917-1075-00							95265		2	
		ATTACHING PARTS							72982		1	
	AN340B4	NUT 313-0051-00									2	
	MS35214-12	SCREW 343-0285-00									2	
-6	544-6970-002	TERMINAL BOARD									1	
-7	MS35448	TERMINAL 304-0011-00									10	
-8	544-6969-002	TERMINAL BOARD									1	




Figure 26. Cabinet Assembly, Lower

FIG. AND INDEX NO.	MFR PART NUMBER	DESCRIPTION									MFR CODE	UNITS PER ASSY.	USE ON CODE
		1	2	3	4	5	6	7	8	9			
26-	NO NUMBER	. . .	CABINET ASSY, Lower	See fig. 22-2 for nha									REP
-1	3B28	. . .	ELECTRON TUBE	256-0096-00							49671	2	
-2	12AL5	. . .	ELECTRON TUBE	255-0197-00							49671	1	
-3	1N1084	. . .	SEMICONDUCTOR DEVICE, Diode	353-1567-00								2	
-4	MDX3 2-10	. . .	FUSE, Cartridge	264-0216-00							71400	1	
-5	F02B250V1AS	. . .	FUSE	264-4280-00								1	
-6	ABC8	. . .	FUSE, Cartridge	264-0395-00							71400	1	
-7	ABC12	. . .	FUSE, Cartridge	264-0397-00							71400	2	
-8	544-7006-003	. . .	COVER, Relay									1	
			ATTACHING PARTS										
	MS35216-24	. . .	SCREW	343-0168-00								2	
	MS35337-79	. . .	WASHER	310-0071-00								2	
-9	B2133	. . .	RELAY, Thermal	402-0331-00							19500	1	
-10	544-6872-00	. . .	DOOR ASSY									1	
-11	540-5439-002	. . .	PIN, Locator									2	
			ATTACHING PARTS										
	MS35216-23	. . .	SCREW	343-0167-00								2	
	MS35338-79	. . .	WASHER	310-0282-00								2	
-12	280-2900-00	. . .	EMBLEM, Thirty-s-one, zinc alloy									1	
			ATTACHING PARTS										
	C7809-014-4	. . .	NUT, Sheet spring	334-1132-00							78553	3	
-13	280-5200-00	. . .	INSIGNIA, Collins									1	
			ATTACHING PARTS										
	Coml	. . .	NUT, Plain, hex, stainless steel, 8-32 thread	313-0017-00							77250	2	
	Coml	. . .	WASHER, Lock, bronze, split ring, 0.168 id, 0.280 od, 0.031 thk	310-0397-00							79807	2	
-14	02068 1-2	. . .	LOCK, Rim	015-0811-00							14608	1	
			ATTACHING PARTS										
	PK75XZ6-10-1	. . .	SCREW, Tapping, thread forming	330-0739-00							45722	2	
-15	544-6897-002	. . .	HANDLE, Door									1	
			ATTACHING PARTS										
	MS35216-40	. . .	SCREW	343-0187-00								2	
	Coml	. . .	WASHER, Lock, bronze, split ring, 0.168 id, 0.280 od, 0.031 thk	310-0397-00							79807	2	
-16	544-7028-005	. . .	DOOR, Cabinet									1	
-17	544-6874-00	. . .	CABINET ASSY	See fig. 27								1	




Figure 27. Cabinet Assembly

FIG. AND INDEX NO.	MFR PART NUMBER	DESCRIPTION									MFR CODE	UNITS PER ASSY.	USE ON CODE
		1	2	3	4	5	6	7	8	9			
27-	544-6874-00	CABINET ASSY	See fig. 26-17 for nba								REF	
-1	913-3539-00	CAPACITOR, Fixed, ceramic, 1500 uuf 10%, 6000 vdcw									1	
-2	224	SOCKET, Electron tube 220-5450-00								74970	2	
	MS35216-40	ATTACHING PARTS										
	Coml	SCREW 343-0187-00									4	
	Coml	WASHER, Corprene, 0.390 id, 0.875 od, 0.032 thk 302-0044-00								05284	4	
-3	NS4W2012	INSULATOR 190-0032-00									4	
	MS35216-42	ATTACHING PARTS										
	Coml	SCREW 343-0189-00									4	
	Coml	WASHER, Corprene, 0.172 id, 0.500 od, 0.032 thk 302-0030-00								05284	8	
	Coml	WASHER, Flat, stainless steel, 0.172 id, 0.437 od, 0.036 thk 310-0048-00								79807	4	
-4	E12351	TRANSFORMER, Power 662-0351-00								80008	1	
	MS35216-72	ATTACHING PARTS										
	Coml	SCREW 343-0268-00									2	
-5	SPP9	CLIP, Electrical 301-1005-00								42498	2	
-6	E1704	INSULATOR, Standoff 190-1143-00								70371	2	
	AN340B6	ATTACHING PARTS										
	Coml	NUT 313-0053-00									4	
	Coml	WASHER, Lock, bronze, split ring, 0.141 id, 0.239 od, 0.025 thk 310-0078-00								79807	4	
	Coml	WASHER, Flat, nickel plated brass, 0.147 id, 0.375 od, 0.032 thk 310-0056-00								79807	4	
	Coml	WASHER, Corprene, 0.147 id, 0.375 od, 0.032 thk 302-0026-00								05284	4	
	MS35216-24	SCREW 343-0168-00									2	
	Coml	STUD, Continuous thread, cadmium plated brass, 6-32 x 7/8 lg 312-3090-00								77250	2	
-7	RW32G100	RESISTOR 747-1114-00									2	
-8	015-0554-00	POST, Electrical - mechanical equipment									2	
-9	E1706	INSULATOR, Standoff 190-1144-00								70371	2	
	MS35216-24	ATTACHING PARTS										
	Coml	SCREW 343-0168-00									4	
	302-2300-00	WASHER, Flat, stainless steel, 0.147 id, 0.375 od, 0.031 thk 310-6360-00								79807	4	
	Coml	INSULATOR, Washer, mica, 3/16 id, 7/16 od, 0.025 thk									4	
	Coml	WASHER, Corprene, 0.147 id, 0.375 od, 0.032 thk 302-0026-00								05284	4	
-10	544-9789-002	BRACKET, Resistor mounting									1	
	PK75XZ6-4-1	ATTACHING PARTS										
	Coml	SCREW, Tapping, thread forming 330-0735-00								45722	2	
-11	E1706	INSULATOR, Standoff 190-1144-00								70371	1	
	AN340B6	ATTACHING PARTS										
	Coml	NUT 313-0053-00									2	
	Coml	WASHER, Lock, bronze, split ring, 0.141 id, 0.239 od, 0.025 thk 310-0078-00								79807	1	
	Coml	WASHER, Flat, stainless steel, 0.147 id, 0.375 od, 0.031 thk 310-6360-00								79807	1	
	Coml	WASHER, Corprene, 0.147 id, 0.375 od, 0.032 thk 302-0026-00								05284	2	
	MS35216-25	SCREW 343-0169-00									1	
	Coml	STUD, Continuous thread, cadmium plated brass, 6-32 x 7/8 lg 312-3090-00								77250	1	
-12	544-6882-00	SHELF ASSY									1	
	MS35200-24	ATTACHING PARTS										
	PK75XZ6-4-1	SCREW 342-0061-00									3	
	Coml	SCREW, Tapping, thread forming 330-0735-00								45722	2	
-13	HKPHJRZZ	FUSEHOLDER 259-1019-00								71400	1	
-14	DS2001	CONNECTOR, Receptacle 368-0115-00								81091	1	
	MS35216-24	ATTACHING PARTS										
	MS35337-79	SCREW 343-0168-00									2	
	Coml	WASHER 310-0071-00									2	
-15	544-6904-002	BRACKET, Power supply									1	
	PK75XZ6-4-1	ATTACHING PARTS										
	Coml	SCREW, Tapping, thread forming 330-0735-00								45722	2	
-16	544-7015-004	SHELF, Power supply									1	
-17	HP8N	CLAMP, Loop 150-1545-00								09922	1	
	AN340C6	ATTACHING PARTS										
	MS35337-79	NUT 313-0002-00									1	
	Coml	WASHER 310-0071-00									1	
	MS35216-30	WASHER, Flat, stainless steel, 0.172 id, 0.437 od, 0.036 thk 310-0048-00								79807	2	
	Coml	SCREW 343-0175-00									1	
-18	544-6965-002	DUCT, Wiring									1	
-19	3302	CLAMP, Electrical 019-0099-00								59730	1	
	544-6951-002	ATTACHING PARTS										
	Coml	NUT									1	
-20	544-6880-00	SHELF ASSY See fig. 28									1	
	PK75XZ6-4-1	ATTACHING PARTS										
	PK75XZ6-6-1	SCREW, Tapping, thread forming 330-0735-00								45722	5	
	Coml	SCREW, Tapping, thread forming 330-0737-00								45722	2	
-21	544-6881-00	RELAY ASSY									1	
	PK75XZ6-4-1	ATTACHING PARTS										
	Coml	SCREW, Tapping, thread forming 330-0735-00								45722	2	
-22	544-6973-002	ISOLATOR, Relay mounting									1	
-23	AN931-3-5	GROMMET 201-0001-00									4	
-24	541-5979-002	SPACER, Sleeve									4	

FIG. AND INDEX NO.	MFR PART NUMBER	DESCRIPTION									MFR CODE	UNITS PER ASSY.	USE ON CODE
		1	2	3	4	5	6	7	8	9			
27-		ATTACHING PARTS for 22 thru 24											
	AN340B4											4	
	Coml										79807	4	
	Coml										79807	4	
	MS35214-16											4	
-25	6881M81060A										14370	1	
-26	KR2650										77342	1	
	Coml										77260	1	
	Coml										79807	1	
-27	3501MC										82389	2	
	MS35216-39											2	
	AN340B4											2	
-28	HP14N										09922	1	
	Coml										77250	1	
	Coml										79807	1	
	MS35216-42											1	
-29	913-3013-00											2	
-30	12										44655	6	
-31	XR95E										71590	6	
	MS35216-40											6	
	Coml										05284	6	
-32	710-2133-00											3	
-33	D29076										56289	1	
-34	E50007-051										80033	1	
	AN340C6											1	
	MS35216-25											1	
-35	9										44655	2	
	AN340C6											2	
	MS35337-79											2	
	MS35216-24											2	
-36	710-3542-00											1	
-37	12										44655	6	
	Coml										77250	6	
	MS35337-80											6	
	Coml										05284	6	
	MS35216-40											6	
-38	710-2026-00											3	
-39	E1706										70371	5	
	MS35216-24											5	
	Coml										05284	5	
-40	RC42GF102J											1	
-41	RC42GF105J											5	
-42	E10883										80008	1	
	MS35216-42											4	
	Coml										79807	4	
-43	27488										97965	1	
	MS35216-42											4	
	Coml										79807	4	
-44	CP07FE1											2	
	MS35216-42											4	
-45	930-0035-00											1	
-46	CP07FA3											2	
	MS35216-42											2	
-47	CP70E1EH504K1											1	
-48	29397										97965	1	
	MS35217-56											4	
	Coml										79807	4	
-49	930-4314-00											2	
	MS35216-42											4	

FIG. AND INDEX NO.	MFR PART NUMBER	DESCRIPTION									MFR CODE	UNITS PER ASSY.	USE ON CODE
		1	2	3	4	5	6	7	8	9			
27-50	544-6914-002		1	
	PK75XZ6-4-1	45722	2	
-51	G1161NEOPRENE 45-55	79497	1	
-52	360-0088-00		3	
	AN340B4		6	
	MS35216-13		6	
-53	1019CADPLWASH	70485	4	
-54	544-6901-002		4	
	AN340C10		4	
	Com1	79807	4	
	MS35201-59		4	
-55	544-6903-002		1	
	AN340C6		2	
	Com1	79807	2	
	MS35337-79		2	
	MS35216-25		2	
-56	545-7603-002		2	
-57	504-0717-003		2	
	MS35200-14		4	
	Com1	79807	8	
-58	MS35489-6		2	
-59	544-7026-005		1	
-60	68NC3-82	72962	18	
-61	CLS0420-1	46384	4	
-62	CL022-2C	46384	12	
-63	CL632-2	46384	3	
-64	544-7025-005		1	

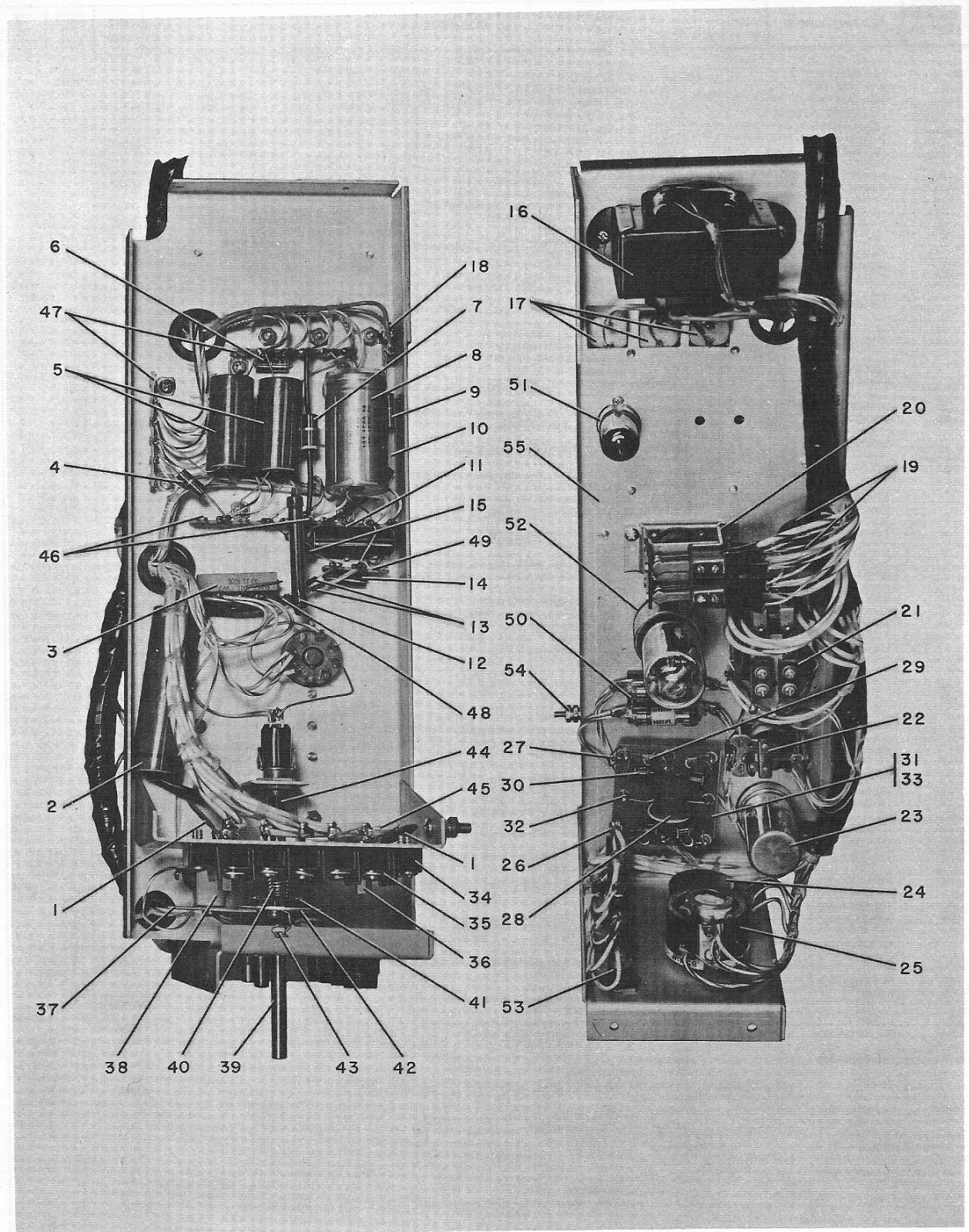


Figure 28. Shelf Assembly

FIG. AND INDEX NO.	MFR PART NUMBER	DESCRIPTION									MFR CODE	UNITS PER ASSY.	USE ON CODE
		1	2	3	4	5	6	7	8	9			
28-	544-6880-00			REF
-1	913-3013-00			2
-2	183-1311-00			1
-3	RW31V100			1
-4	RC32GF222K			1
-5	BR50-150			2
-6	RC32GF332K	14655		1
-7	RC42GF471K			1
-8	D29075			1
-9	RC42GF470K	56289		1
-10	913-3013-00			1
-11	160P10484			1
-12	RN30R1002F	56289		1
-13	1N457			1
-14	RN70B1001F			2
-15	RN65B1212F			1
-16	27380			1
	PK75XZ64-4-1			2
-17	50			3
-18	332-14-02-243			1
	AN340C6			3
	Coml			3
-19	913-3013-00			2
-20	98650-0416			1
	PK75XZ6-4-1			2
-21	970-1921-00			1
	MS35214-23			2
	Coml			2
-22	KR2609-2			1
	Coml			1
	RTMT12-6M			1
-23	D29668			1
-24	377-0305-00			1
-25	735-0204-00			1
	1220-02-00-0543			2
-26	545-6150-002			1
-27	541-6029-002			2
	Coml			2
	Coml			2
	MS35214-19			2
-28	DD16-103			1
-29	40C286A			8
-30	1N1492			8
-31	545-6149-002			1
-32	1143B			8
-33	545-5148-002			1
-34	5-142Y			1
	PK75XZ6-10-1			4
-35	503-0668-001			3
-36	540-9217-003			2
	MS35214-23			2
	Coml			2
-37	544-6919-002			1
-38	X895E			1
	Coml			2
	302-0029-00			2
-39	544-6924-002			1
	Coml			2
-40	544-6922-002			1
-41	544-6906-002			1
	MS35214-11			2
-42	544-6905-002			1
	Coml			1

FIG. AND INDEX NO.	MFR PART NUMBER	DESCRIPTION	MFR CODE	UNITS PER ASSY.	USE ON CODE			
						1	2	3
28-	Coml	WASHER, Lock, bronze, split ring, 0.141 id, 0.239 od, 0.025 thk 310-0078-00	79807	1				
-43	544-6967-002	COLLAR, Shaft		1				
-44	8411K4	SWITCH, Push 260-2548-00	15605	1				
-45	545-7599-002	SPRING, Grounding		1				
		ATTACHING PARTS						
	AN340B4	NUT 313-0051-00		2				
	Coml	WASHER, Lock, bronze, split ring, 0.115 id, 0.212 od, 0.025 thk 310-0076-00	79807	2				
	MS35214-12	SCREW 343-0285-00		2				
-46	1542A	TERMINAL BOARD 306-0550-00	71785	2				
		ATTACHING PARTS						
	PK75XZ6-4-1	SCREW, Tapping, thread forming 330-0735-00	45722	2				
-47	306-0083-00	TERMINAL BOARD, Phenolic, 1/16 x 3/8 x 2-1/4 in., includes 6 terminals		2				
		ATTACHING PARTS						
	PK75XZ6-4-1	SCREW, Tapping, thread forming 330-0735-00	08664	4				
-48	5246A	TERMINAL BOARD 306-0839-00	71785	1				
		ATTACHING PARTS						
	PK75XZ6-4-1	SCREW, Tapping, thread forming 330-0735-00	45722	1				
-49	1525A	TERMINAL BOARD 306-0001-00	71785	1				
		ATTACHING PARTS						
	PK75XZ6-4-1	SCREW, Tapping, thread forming 330-0735-00	45722	1				
-50	3754	BLOCK, Mounting 265-1057-00	71400	2				
		ATTACHING PARTS						
	PK75XZ6-6-1	SCREW, Tapping, thread forming 330-0737-00	45722	2				
-51	241BC	SOCKET, Electron tube 220-1044-00	19695	1				
		ATTACHING PARTS						
	PK75XZ4-4-1	SCREW, Tapping, thread forming 330-0731-00	45772	2				
-52	88-8TM	SOCKET, Electron tube 220-1005-00	02660	1				
		ATTACHING PARTS						
	PK75XZ6-4-1	SCREW, Tapping, thread forming 330-0735-00	45722	2				
-53	HKPHJRZZ	FUSEHOLDER 259-1019-00	71400	4				
-54	Coml	SCREW, Machine, nickel plated brass, pan head, 8-32 x 5/8 lg 343-0312-00	77250	1				
		ATTACHING PARTS						
	AN340B8	NUT 313-0054-00		2				
	Coml	WASHER, Flat, nickel plated brass, 0.172 id, 0.437 od, 0.036 thk 310-0058-00	79807	1				
	Coml	WASHER, Lock, bronze, split ring, 0.168 id, 0.296 od, 0.040 thk 310-0079-00	79807	2				
-55	544-7027-005	SHELF, Mounting		1				

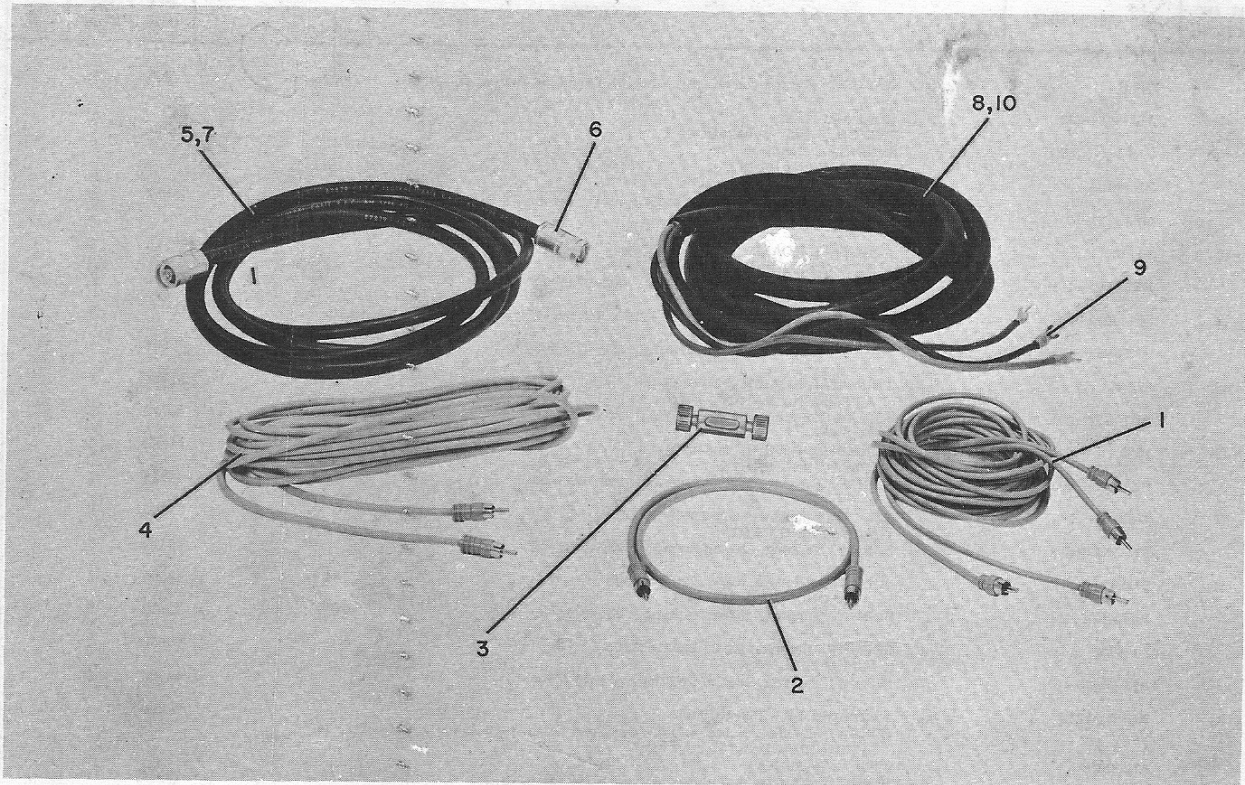


Figure 29. Cable Assembly

FIG. AND INDEX NO.	MFR PART NUMBER										DESCRIPTION	MFR CODE	UNITS PER ASSY.	USE ON CODE
		1	2	3	4	5	6	7	8	9				
29-	NO NUMBER										. CABLE ASSY (See fig. 1-22 for nha)			REF
-1	C104										. . . CABLE ASSY, Special purpose, electrical 426-2029-00	93490	1	
-2	4C1341										. . . CABLE ASSY, R-F 426-5081-00	82389	1	
-3	C400										. . . ADAPTER, Connector 360-0171-00	93490	1	
-4	4C1339										. . . CABLE ASSY, R-F 426-5079-00	82389	1	
-5	545-3122-00										. . . CABLE ASSY, R-F		1	
-6	UG21EU										. . . CONNECTOR 357-9261-00		2	
-7	RG213U										. . . CABLE 425-0952-00		1	
-8	545-3123-00										. . . CABLE ASSY, Power		1	
-9	35152										. . . TERMINAL, Lug 304-0418-00	00779	4	
-10	3911										. . . CABLE, Power, electrical 424-1733-00	71700	1	